



CEREDIGION

CYSUR LOCAL OPERATIONAL GROUP

Performance Management Report

Quarter: 2

1.7.22 – 30.9.22

CONTENTS:	TUDALEN / PAGE
SECTION 1: Introduction	3
SECTION 2: Headline and Comparative Data	4
SECTION 3: Child Protection Referrals	6
SECTION 4: Child Protection Section 47 Enquiries	8
SECTION 5: Child Protection Conferences	9
SECTION 6: The Child Protection Register	16
SECTION 7: Protection Strategy Meetings in Special Circumstances	18
SECTION 8: Multi Agency Child Sexual Exploitation	19
SECTION 9: Police – MARAC	20
SECTION 10: Learning Services	23
SECTION 11: Hywel Dda University Health Board	29
SECTION 12: S-CAMHS	33
SECTION 13: Adult Safeguarding	40

SECTION 1: INTRODUCTION:

This is the multi-agency management report in relation to safeguarding children in Ceredigion during the period 1st July to 30th September 2022. It provides performance management information on action taken to safeguard children.

It includes reports from partner agencies relating to safeguarding and promoting the wellbeing of children in Ceredigion.

The indicators and measures used are defined and reported on locally, regionally and nationally.

This management information is regularly discussed by members of the CYSUR Ceredigion Local Operations Group in order to monitor and evaluate the effectiveness of safeguarding children arrangements in Ceredigion and the outcomes achieved.

Any comments or queries regarding the report should be addressed to:

Elizabeth Upcott
Rheolwr Corfforaethol Diogelu
Safeguarding Corporate Manager,
Elizabeth.Upcott@ceredigion.gov.uk
01545 574212

SECTION 2: Headline and Comparative Data

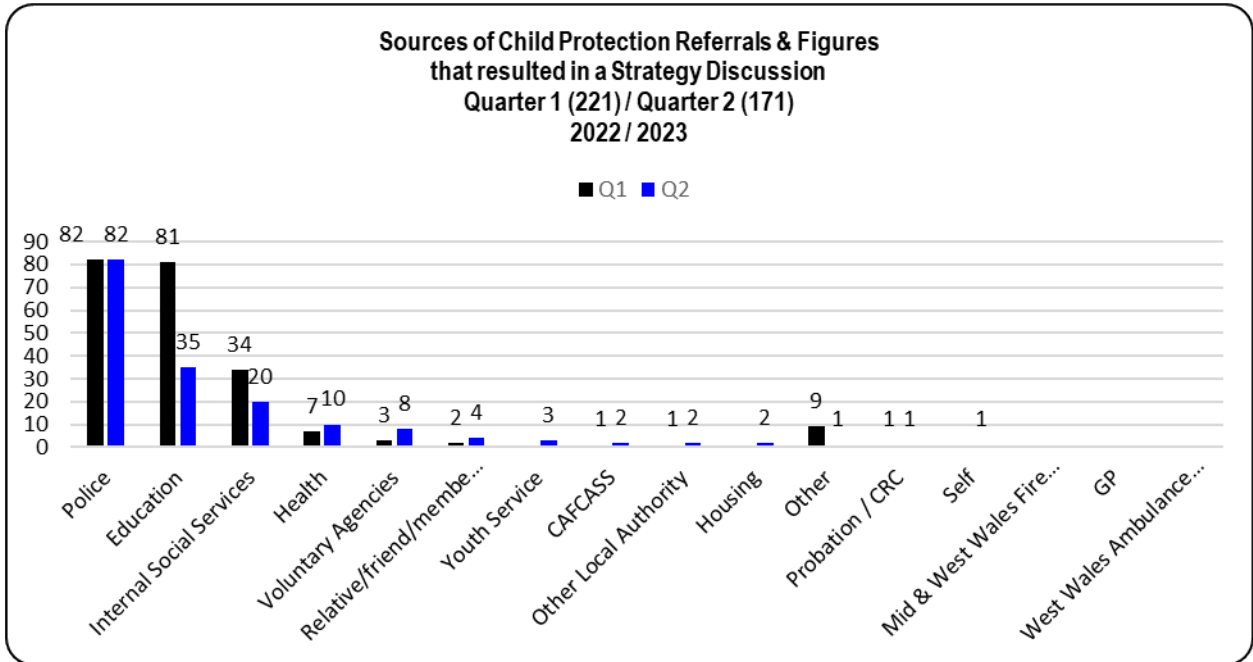
Referral Outcomes	July-Sept 2022	April-June 2022	Jan-Mar 2022	Oct-Dec 2021	July-Sept 2021
Reports/Referrals leading to Child Protection Strategy Discussions / Meetings	182	221	154	122	106
Number of Initial CP Conferences (excluding transfer and pre-birth conferences)	7	5	8	4	9
Number of Initial Pre-Birth CP Conferences	2	4	2	-	-
Number of Transfer CP Conferences	1	-	-	-	1
Pre-Birth Transfer CP Conference	-	-	-	-	1
Total number of Initial CP Conferences (including transfer and pre-birth Conferences)	10	9	10	4	11
Total number of children subject to Initial/Pre-birth/Transfer Conferences	21	13	21	8	33
Number of children's names placed on the CP Register (excluding pre-birth and transfer conferences)	14	8	19	6	26
Number of children's names to be placed on the CP Register at birth	2	4	2	-	-
Number of children's names placed on the CP Register after transfer from other Local Authorities	-	-	-	-	-
No. of children's names to be placed on the CP Register at birth after transfer from other Local Authorities	-	-	-	-	1
Total number of children's names placed on the CP Register following Initial Conferences	16	12	21	6	27
Total number of children's names not placed on the CP Register	5	1	-	2	6
Number of Review CP Conferences	16	19	13	13	13
Number of Review Pre-Birth CP Conferences	-	-	-	-	1
Total Number of Review CP Conferences (inc Pre-Birth)	16	19	13	13	14
Number of children subject to Review CP Conferences	26	43	23	34	23
Number of children's names to be placed on the CP Register at birth	-	-	-	-	1
Total number of children subject to Review/Pre-birth Conferences	26	43	23	34	24
Total number of children remaining on CP Register	13	29	11	19	13
Total number of children removed from the CP Register	13	14	12	15	11

Analysis:

There was a significant decrease in the number of referrals that lead to action taken under Wales Safeguarding Procedures during this quarter.

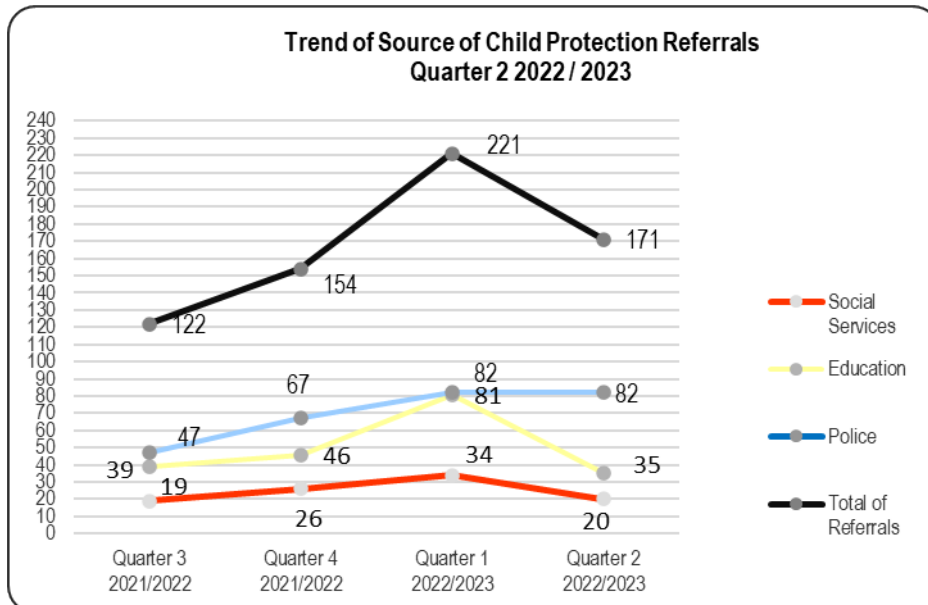
The percentage of children discussed at review conferences and who were deregistered was 50%.

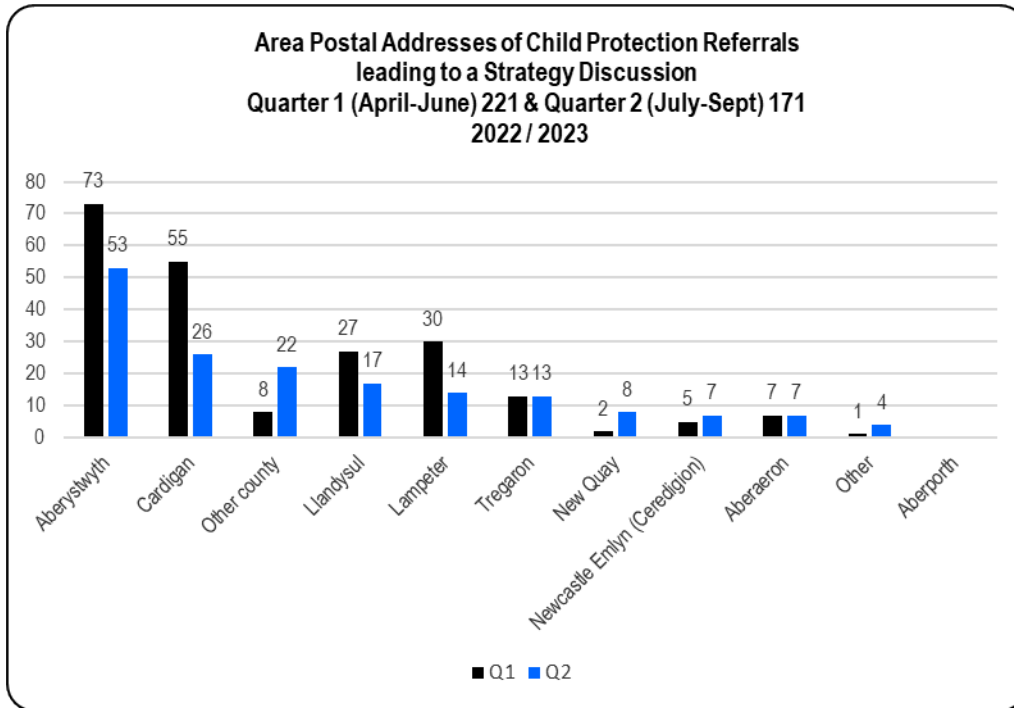
SECTION 3: Child Protection Reports and Referrals:



Analysis:

The Police remained as the largest source of referrals during the quarter; the schools' rate has continued to increase.





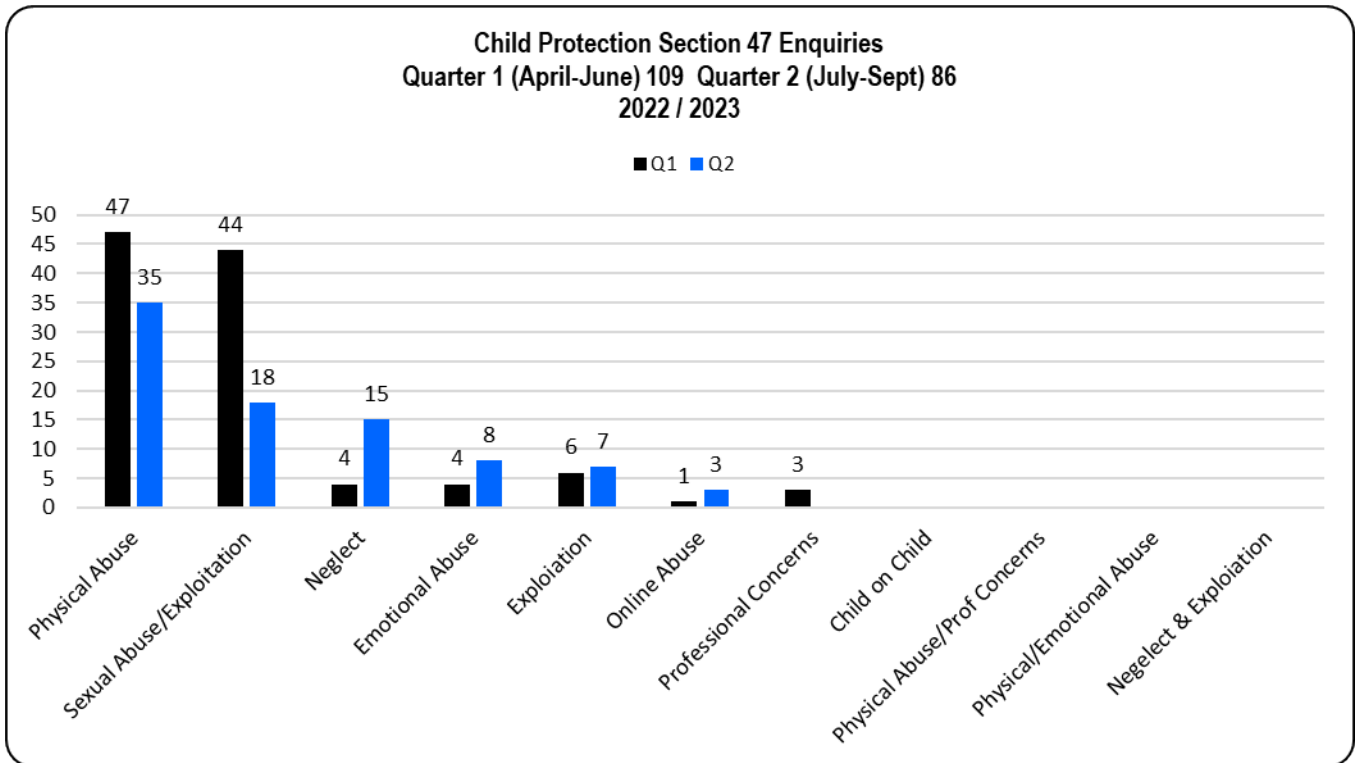
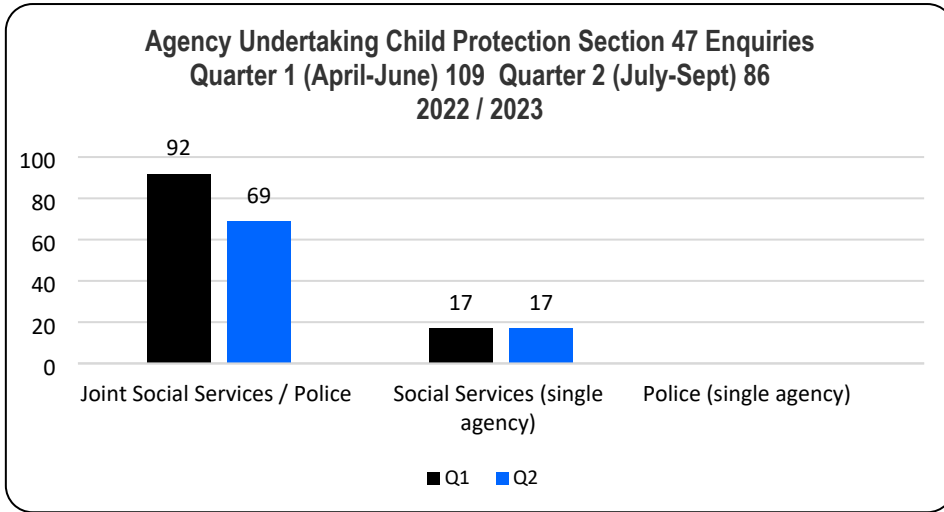
Analysis:

Aberystwyth is consistently the area of the greatest number of referrals

% Breakdown of Safeguarding Activity			
Quarter 2 2022 / 2023 (1 July – 30 September)			
Number of all Initial Contacts re Children information.			
Contact/Referrals 1030	Strategy Discussions 16.7%	Section 47 Enquiries 8.3%	Initial Child Protection Conferences 0.97%

In Quarter 1, there were 943 contacts/referrals, of those, 23.4% went to a Strategy Discussion, 11.5% went to a Section 47 Enquiry, and 1.4% went on to an Initial Child Protection Conference.

SECTION 4: Child Protection Section 47 Enquiries



Analysis:

The main concerns that led to completing child protection enquiries in quarter 2 were allegations of physical abuse and sexual abuse/exploitation.

The majority of enquiries were carried out jointly by Police and Children Services.

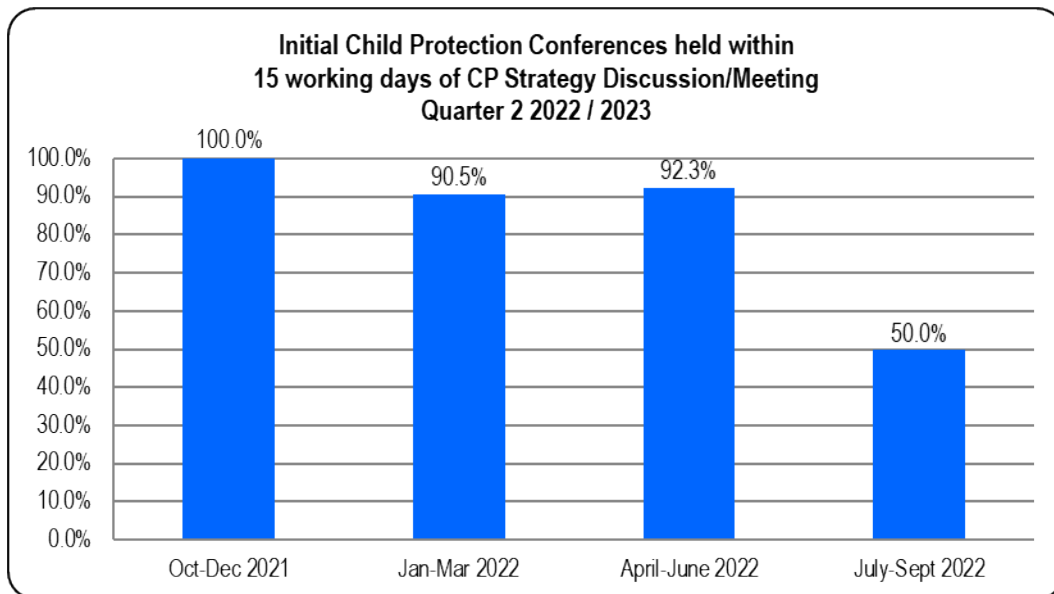
SECTION 5: Child Protection Conferences

This table contains breakdown figures in relation to Outcomes of Initial Child Protection Conferences					
Total Number of Initial CPCs	No. of children	No. of unborn	No. of families	Number of children placed on CPR incl. unborn and transferred	No. of children with Child in Need of Care and Support Plan if not registered
10	19	2	10	16	5

Initial Child Protection Conferences in timescale

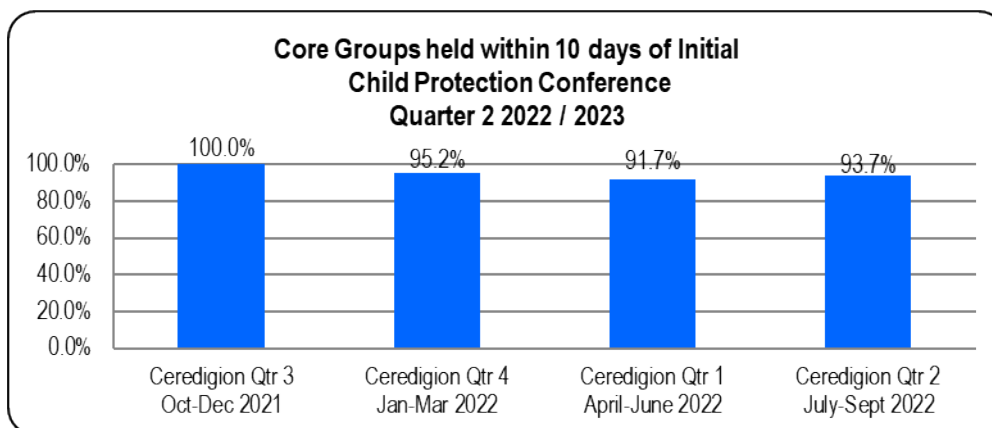
50.0% of Initial Child Protection Conferences were recorded to have taken place within 15 working days of the Strategy Discussion/Meeting. The low percentage completed in time were due to the fact that for a family of 3 siblings, the delay was the lateness of receiving conference reports, for 2 families (a family of 3 children and a family of 2 children) there was a delay in arranging the conferences as the families had asked for face to face meetings and there were issues in identifying a suitable venue. Another conference for another child was delayed due to staffing issues.

It is important to note that in most cases, initial and Review Case Conferences are being held virtually via Microsoft Teams. Both parents and children have been able to participate in the meetings. However, in this quarter, 2 families requested face to face meetings due to their particular circumstances.



Child Protection Core Group Meetings in timescale:

93.7% of Child Protection Core Group Meetings were recorded to have taken place within 10 working days of the Initial CP Conference.



This table contains breakdown figures in relation to the outcomes of Review Child Protection Conferences:

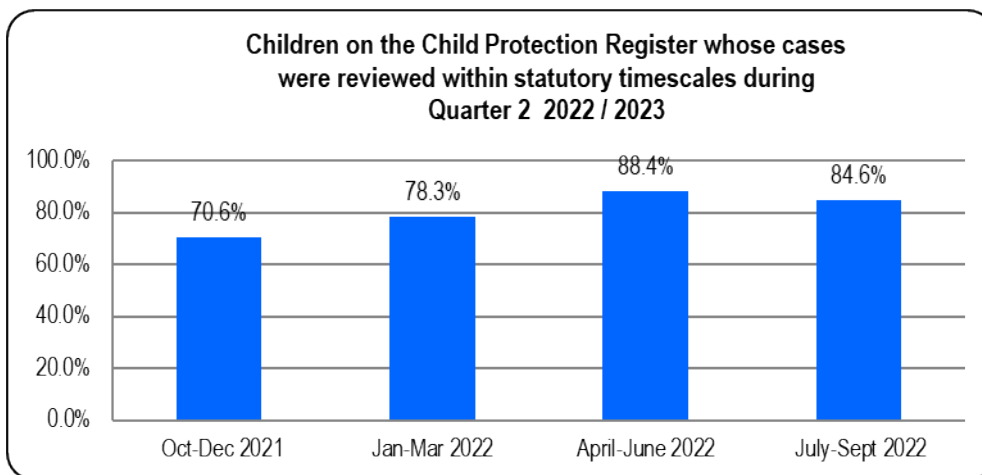
Total No. of Review CPCs	No. of children	No. of Unborn	No. of families	No. of names of children remaining on CP Register	No. of names of children removed from CP Register	No. of children with Child in Need of Care and Support Plan following de-registration
16	26	-	16	13	13	7

Outcomes of Reviews:

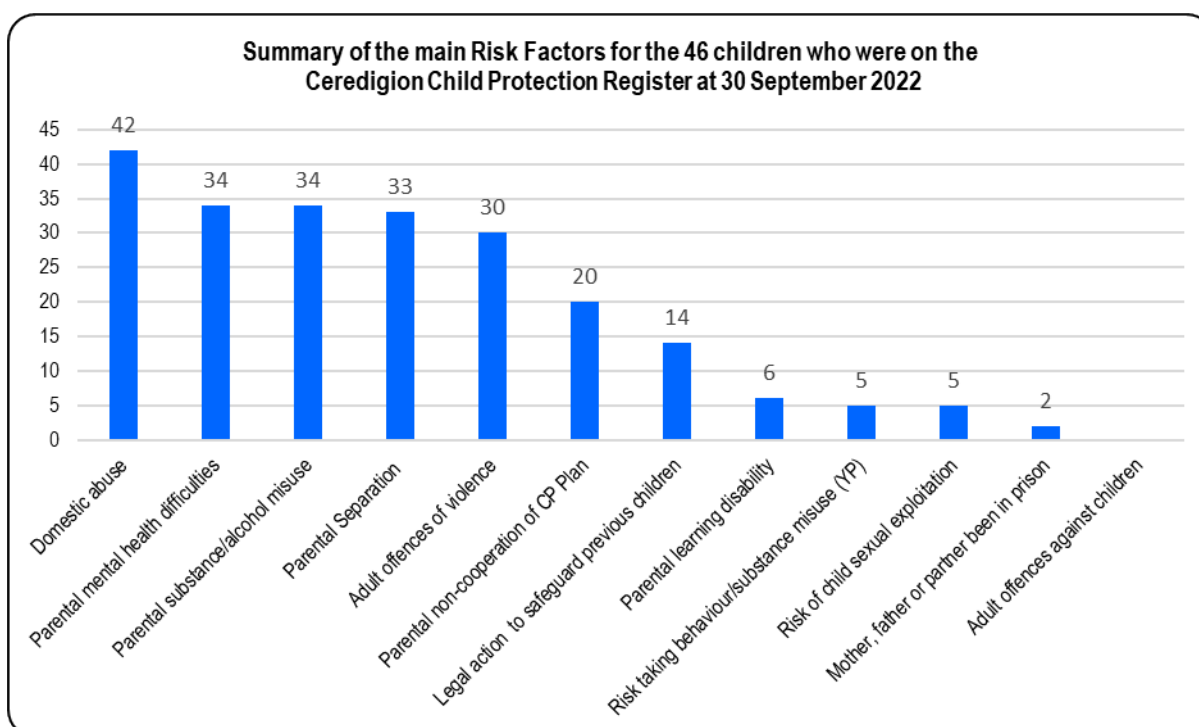
Of the 13 children who were de-registered, 7 were in receipt of further intervention on a Child in Need of Care and Support Plan; 1 was a Looked After Child with 5 further young persons not in need of any services.

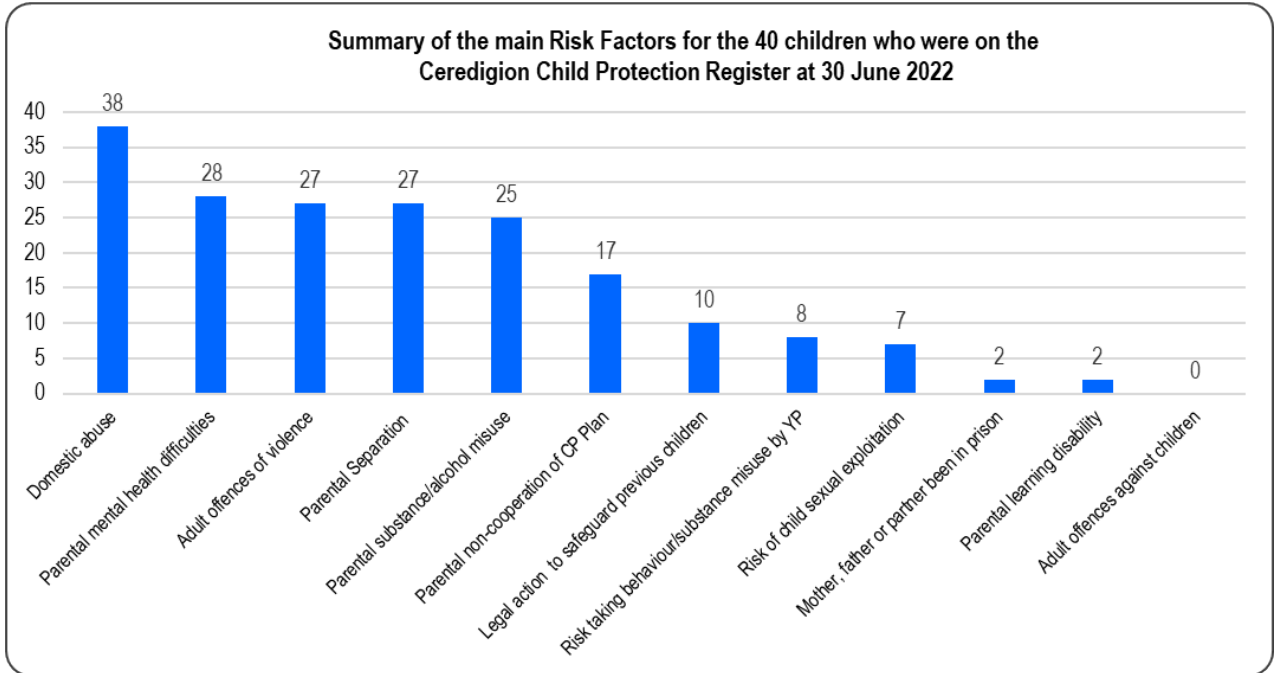
Review Child Protection Conferences in Timescales:

84.6% of Review Child Protection Conferences were recorded to have taken place within timescales. The reason for the delays in holding conferences in time for the remainder of the cases were, staffing availability and also one conference was delayed due to the availability of the parent.



Participation of parents and children in Child Protection Conferences						
*Comparative data for Quarter 1 in brackets						
*Social Worker report to parents 24 hours before CPC	*CP Chair met with family before CPC	*CP Chair met with child before CPC	*Family member present at CPC	*Children's views represented at CPC who did not attend (5 -18 yrs.)	*Children attendance at CPC (Over 11 yrs.)	*Children Who have allocated Advocate / Tros Gynnal.
100% (98%)	79% (93%)	100%(N/a%)	91% (93%)	93% (94%)	14% (0%)	33% (29%)



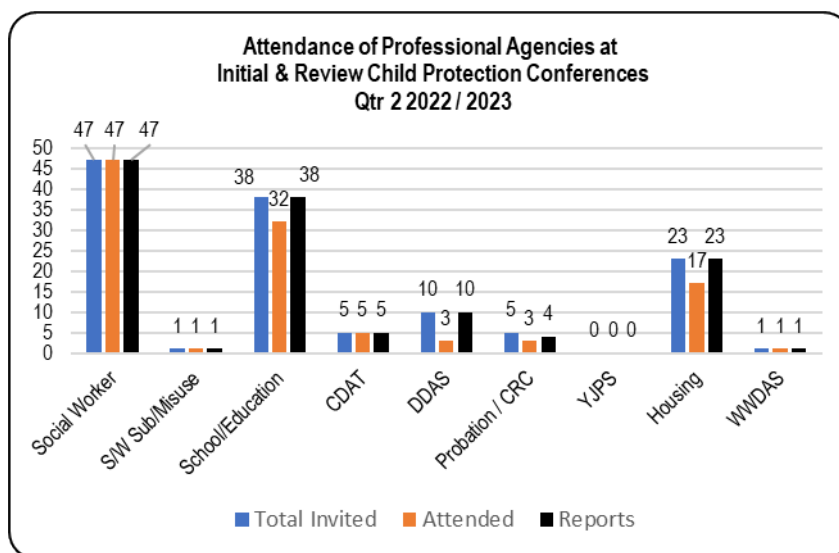


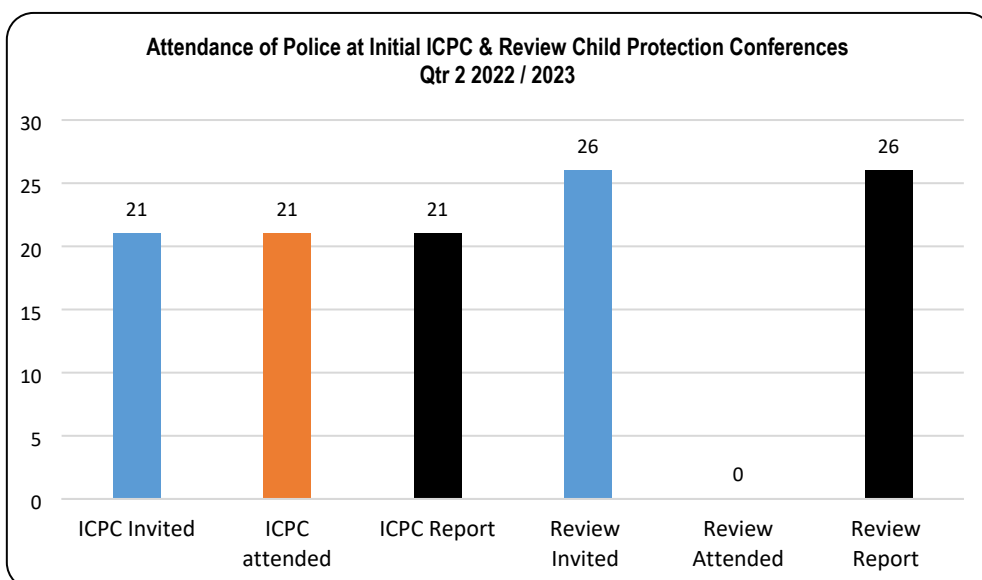
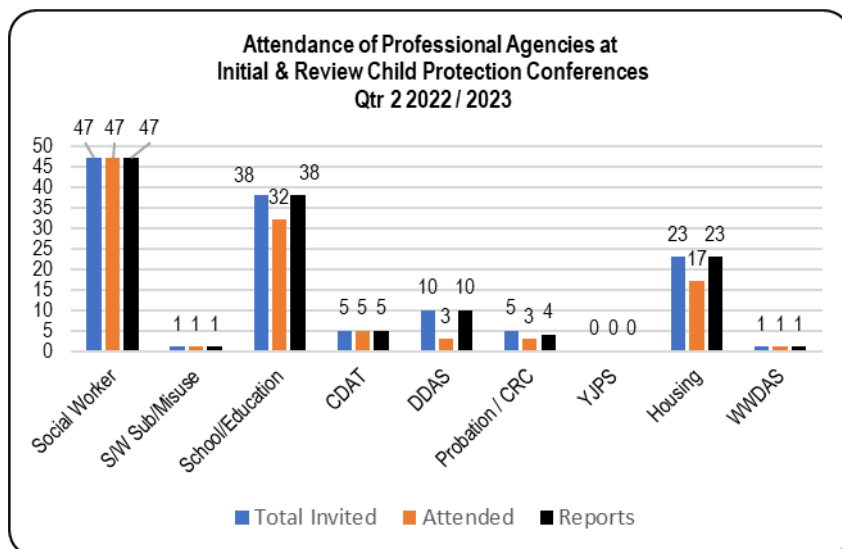
The Toxic Three Risk Factors for the 46 children who were on the Ceredigion Child Protection Register at 30 September 2022		
Number of children subject to a Care and Support Protection Plan where all of the Three Toxic Risk Factors feature (Domestic Abuse, Parental Substance Misuse and Parental Mental Health)	25	54.3%
Number of children subject to a Care and Support Protection Plan where Parental Separation <i>or / and</i> Incarceration feature (ACE)	33	71.7%
Number of children subject to a Care and Support Protection Plan where all five ACE (Domestic Abuse, Parental Substance Misuse, Parental Mental Health, Parental Separation and Incarceration)	2	4.3%

Analysis:

The main risk factors recorded were domestic abuse, parental mental health difficulties, parental substance/alcohol misuse and parental separation.

Agency Attendance at Conferences:





The attendance of agencies at CPCs is illustrated in the charts above. An average of 6 agencies' staff members were invited to each CPC and an average of 4 attended. There was an average of 5 written reports available at each CPC.

- 1 (2%) Child's CPC recommended that a Family Group meeting be convened.
- 43 (91%) Children's registration decisions were unanimous; with 4 (9%) children's registration a majority decision.
- 0 (0%) Children's CPCs reported that there was dissent regarding the safety of the CP Plan for safeguarding the welfare of a child on the CP Register.
- 3 (6%) Children were identified as a young carer.
- It was identified for 9 (24%) Children that there was a shortfall in information regarding the mother's partner.
- A moderate/severe learning disability was identified for 9 (19%) young persons; with 7 (22%) young persons reported as having an Individual Development Plan.

2 (4%) Children were reported to have a physical/sensory disability, with behaviour problems identified for 4 (9%) young persons.

3 (7%) Children were recognised as having speech/language difficulties; with 1 (3%) Young person reported to have been excluded from school.

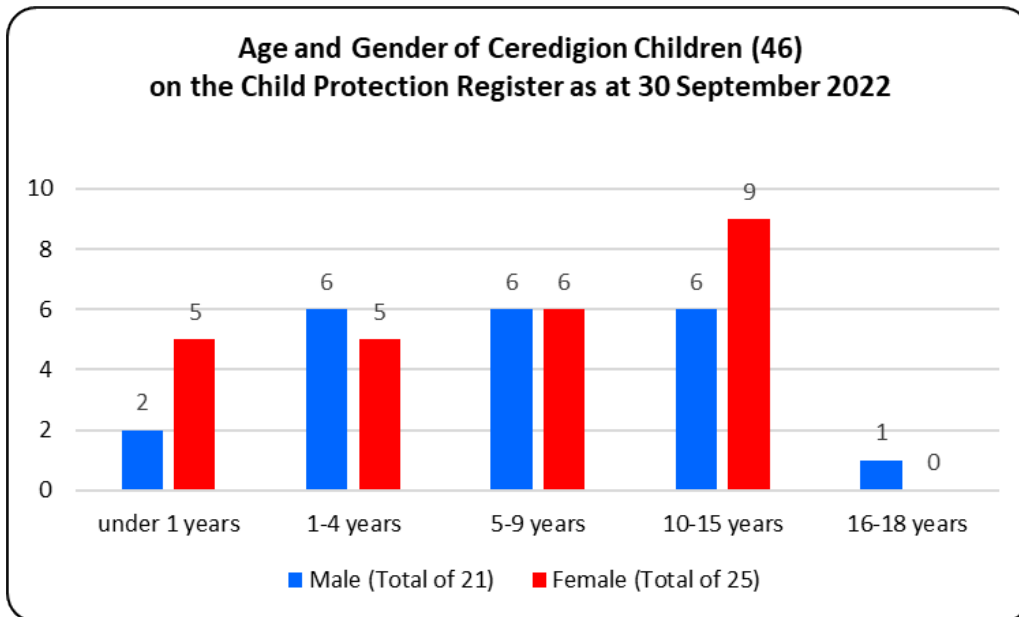
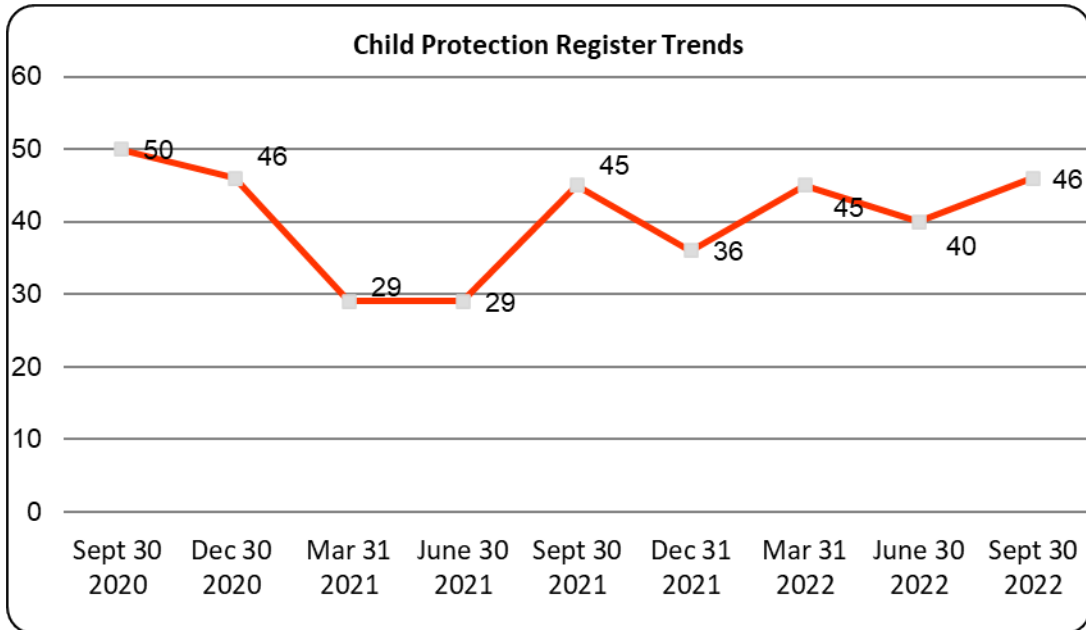
CHILD AND FAMILY FEEDBACK

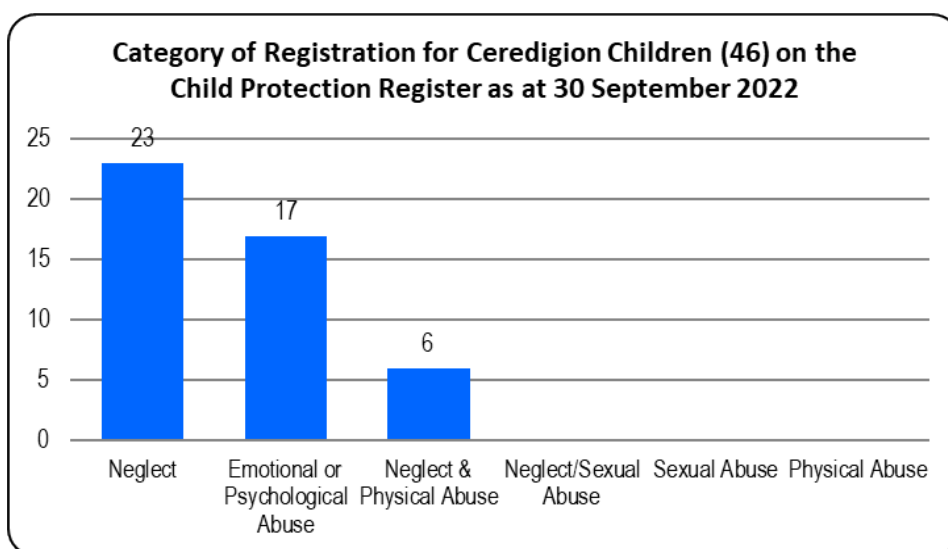
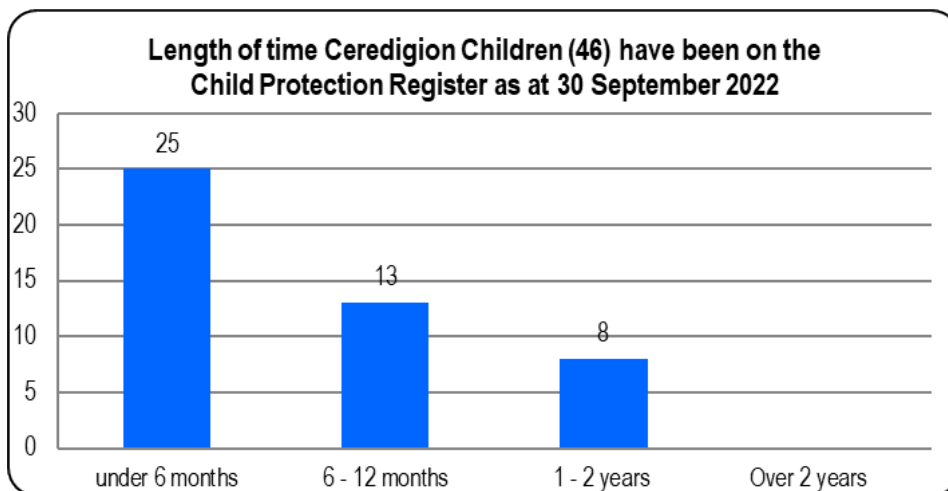
The previous system for attaining Child and Family feedback following their attendance at a Child Protection Conference has not been possible since the start of the Pandemic in March 2020 due to the fact that most Conferences are held virtually.

However, since the beginning of April 2021, Evaluation Questionnaires have been sent to families following their attendance at a Child Protection Conference to gain their views and feedback. For the period 1 July 2022 to 30 September 2022, Evaluation Questionnaires were circulated for 19 of the Conferences held, none have been returned.

This process will continue until such time that Child Protection Conferences take place on a face-to-face basis.

SECTION 6: Child Protection Register





WG Measure 28 - The average length of time for all children who were on the Child Protection Register:		
This Measure asks for the average length of time in calendar days on the register for all children who were de-registered during the quarter	July-Sept	234

WG Measure 27 – The number of re-registrations of children on Local Authority Child Protection Registers within the year								
Initial Conferences	July-Sept 2022	April-June 2022	Jan-Mar 2022	Oct-Dec 2021	July-Sept 2021	April-June 2021	Jan-Mar 2021	Oct-Dec 2020
Number of Children previously on the register and deregistered within last 12 months	0	0	0	0	9	0	0	0

**ADRAN SECTION 7: Cyfarfodydd Strategaeth Amddiffyn Plant Ganllawiau
Amddiffyn Plant Cymru Gyfan / Child Protection Strategy Meetings of the All
Wales Child Protection Procedures**

Category of Child Protection Strategy Meeting	Total number of cases	Total number of meetings
Risk of child exploitation	9	10
Concerns regarding neglect	7	12
Concerns regarding sexual abuse	1	2
Concerns regarding sexually harmful behaviour	5	6
Concerns regarding a young person going missing	6	10
Concerns regarding emotional abuse	1	1
Concerns regarding on-line images	1	1
Concerns regarding a person in contact with children through their work	9	10
Total number of meetings		52
Total number of cases discussed in this quarter	39	

ADRAN/SECTION 8: Ecsbloetio Rhywiol Plant Cyfarfodydd Rheoli Aml Asiantaethol / Multi Agency Child Exploitation Management Meetings

New Case / Review	Exit / Remain in MACE	Male / Female	Age	At home / in care	CPR	Date of meeting	Agency Attendance
Review	Remain	F	15	H	Yes	19.07.22 20.09.22	Safeguarding, Police, Education, Planned Care. WWHA, PCC
Review	Remain	F	13	H	Yes	19.07.22 20.09.22	Safeguarding, Police, Education, Planned Care. WWHA, PCC
New	Remain	F	13	H	Yes	09.09.22 20.09.22	Safeguarding, Police, Education, Planned Care, Health, CAMHS, PCC
New	Exit	F	16	C	N	04.08.22 05.08.22	Safeguarding, Police, Health, CAMHS, PCC, Legal, Extended Support
Review	Exit	M	13	H	Yes	12.07.22	Safeguarding, Police, Education, PCC
Review	Exit	F	12	H	No	14.07.22 14.09.22	Safeguarding, Police, Education, Health
Review	Exit	F	17	C	No	16.08.22	Safeguarding, Police, TPA, CAMHS, Barod
Review	Exit	M	14	H	No	13.09.22	Safeguarding, Police, Education, Health, TAF, YJS
New	Remain	F	13	H	No	08.07.22	Safeguarding, Police, Education, TAF, YJS, PCC

SECTION 9: : Police Marac Report

Monthly Data Returns July

Overall number of cases met MARAC criteria	290
Number of cases reviewed and resulted at MRE (MARAC Repeat/Escalation) review stage.	159 Reviewed 95 Resulted
Overall number of cases dealt with at Daily Discussion.	193 discussed 160 resulted
Cases through to MARAC	30
Percentage of cases	32.75% resulted at MRE 55.17% resulted at DD 10.34% progressed to MARAC
Divisional breakdown of case numbers	Carmarthenshire – 110 Ceredigion – 37 Pembrokeshire - 87 Poys 56
No of children in the household	Carmarthenshire – 89 Ceredigion - 25 Pembrokeshire - 104 Powys - 30

	Resulted at MRE	Resulted at DD	MARAC	Time Saved going to MARAC (*average 10min a case)
Carmarthenshire	37	57	14	
Pembrokeshire	34	48	7	
Ceredigion	9	19	5	
Powys	15	36	4	

Monthly Data Returns August 2022

Overall number of cases met MARAC criteria	329
Number of cases reviewed and resulted at MRE (MARAC Repeat/Escalation) review stage.	185 reviewed 127 resulted
Overall number of cases dealt with at Daily Discussion.	217 discussed 196 resulted
Cases through to MARAC	23
Percentage of cases	38.60% resulted at MRE 59.57% resulted at DD 6.99% progressed to MARAC
Divisional breakdown of case numbers	Carmarthenshire -135 Ceredigion- 42 Pembrokeshire -95 Powys -74
No of children in the household	Carmarthenshire -130 Ceredigion- 41 Pembrokeshire -132 Powys -60

	Resulted at MRE	Resulted at DD	MARAC	Time Saved going to MARAC (*average 10min a case)
Carmarthenshire	49	75	11	
Pembrokeshire	40	53	2	
Ceredigion	11	26	5	
Powys	27	42	5	

Monthly Data Returns September

Overall number of cases met MARAC criteria	286
Number of cases reviewed and resulted at MRE (MARAC Repeat/Escalation) review stage.	148 reviewed 94 (resulted)
Overall number of cases dealt with at Daily Discussion.	192 discussed 167 resulted
Cases through to MARAC	21
Percentage of cases	Resulted at MRE – 32.86% Resulted at DD - 58.39% Progressed to MARAC – 7.34%
Divisional breakdown of case numbers	Carmarthenshire – 95 Ceredigion – 37 Pembrokeshire – 95 Powys - 59
No of children in the household	Carmarthenshire – 96 Ceredigion – 37 Pembrokeshire – 90 Powys - 58

	Resulted at MRE	Resulted at DD	MARAC	Time Saved going to MARAC (*average 10min a case)	
Carmarthenshire	31	56	7		
Pembrokeshire	43	47	5		
Ceredigion	8	26	3		
Powys	12	38	6		

SECTION 10: Learning Services

ADRODDIAD LOG GWASANAETHAU YSGOLION

BWLIAN / BULLYING

Mae data bwlio yn parhau i gael eu gasglu yn dymhorol ym mhob cyfarfod Llywodraethol yr ysgolion. Gweler isod, data Tymor yr Gwanwyn 2022 (a gafodd ei goladu yn ystod tymor yr Haf 2022).

Bullying data is collected by all schools during Governing Body meetings on a termly basis. Please see below data collected for the Spring Term 2022 (which was collated during the Summer term 2022)

Math o Fwlian / Type of Bullying	Gwanwyn 2022 / Autumn 2022
Gallu / Ability	4
Oedran / Age	0
Edrychiad / Appearance	7
Biffonig / Biphobic	0
Anabledd / Disability	0
Rhyw / Gender	2
Homoffonig / Homophobic	0
Plentyn sy'n derbyn gofal / Looked after Child	0
Di-ddeuaidd / Non-Binary	0
Beichiogrwydd neu Famolaeth / Pregnancy or Maternity	0
Hiliol / Racial	2
Crefydd neu Gred / Religion or Belief	0
Rhywiol / Sexual	2
Sexual Orientation	0
Trawsffonig / Transphobic	0
Gofalwr Ifanc / Young Carers	0
E Ddiogelwch / E Safety	4
Eraill / Other	5
Cyfanswm / Total	26

Mae'r ffigyrau uchod yn dangos gostyngiad mewn achosion bwlian sydd yn cael ei cofnodi, i gymharu a'r tymor blaenorol, sef tymor yr hydref 2021, ble adroddwyd 28 achos penodol.

The above figures show an reduction in bullying incidences being recorded, in comparison with the previous term, Autumn 2021, where 28 cases were reported.

HYFFORDDIANT / TRAINING

Mae hyfforddiant Diogelu ac Amddiffyn Plant lefel 1 ar rhaglen e-ddysgu yn unig, dyma'r nifer o staff sydd wedi cwblhau yr hyfforddiant hyn drwy cyfnod cwarter 2. Yn ogystal, mae'r niferoedd o staff sydd wedi cwblhau lefel 2 Amddiffyn Plant yn rhithiol hefyd wedi ei ychwanegu yn ystod y cyfnod hwn.

Level 1 Safeguarding and Child Protection training is only available as an e-learning programme, below is the number of staff who have completed the training during the quarter 2 period. In addition, the number of staff who have completed the level 2 Child Protection training virtually during this period, is also noted below.

Lefel 1 / Level 1	333 mewnol / internal 60 allanol / external
Lefel 2 / Level 2	33 mewnol / internal 18 allanol / external

VAWDASV

Mae yna 399 o staff mewnol a 18 o staff allanol wedi cwblhau hyfforddiant VAWDASV ar-lein yng nghyfnod chwarter 2.

399 internal staff and 18 external staff have completed the online VAWDASV training during the quarter 2 period.

ADDYSG DDEWISOL GARTREF / ELECTIVE HOME EDUCATION

Nifer o blant yr ydych yn ymwybodol ohonynt sydd yn cael eu haddysgu'n ddewisol gartref / Number of children that you are aware of that are Electively Home Educated (EHE)	Nifer o blant EHE sy'n hysbys i'r Awdurdod Lleol sydd wedi cael cynnig ymweliad blynyddol yn ystod y 12 mis diwethaf / Number of EHE children known to the Local Authority that have been offered an annual visit in the last 12 months	Canlyniad / Outcome
226	240	Declined – 58 DNA'd – 35 Child seen – 88 Child not seen – 11 School Attendance Order letter sent to 1

PLANT MEWN GOFAL / LOOKED AFTER CHILDREN

Plant mewn gofal yng Ngheredigion o oedran ysgol statudol / Looked after children in Ceredigion of statutory school age	Gorffennaf / July: 48 Medi / September: 49
Plant mewn gofal allan o'r Sir o oedran ysgol statudol / Looked after children placed out of County of statutory school age	Gorffennaf / July: 22 Medi / September: 31

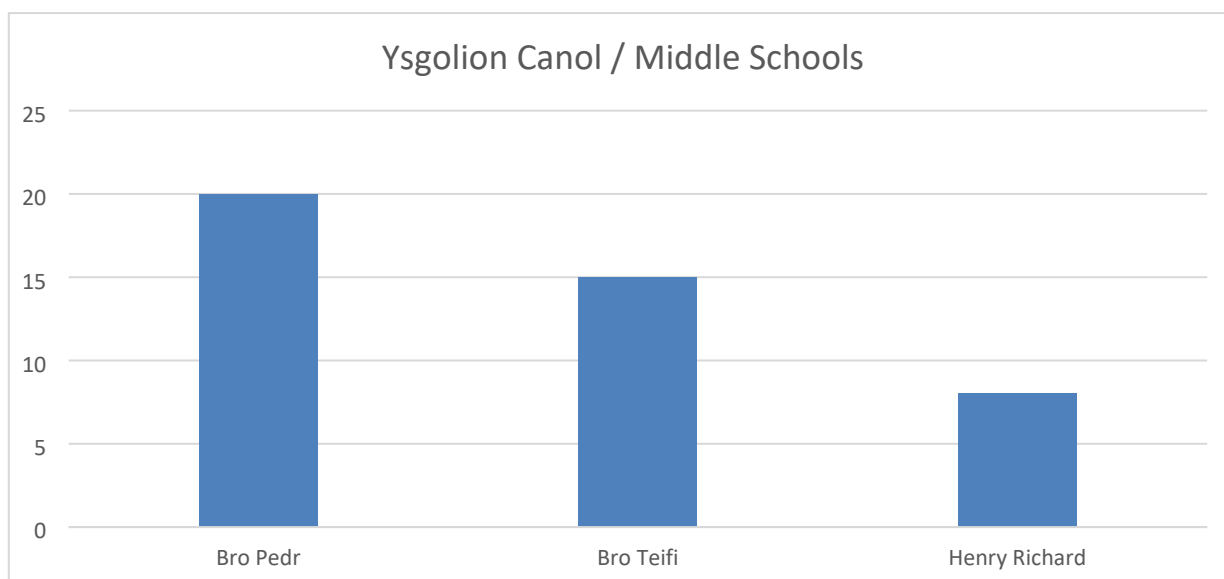
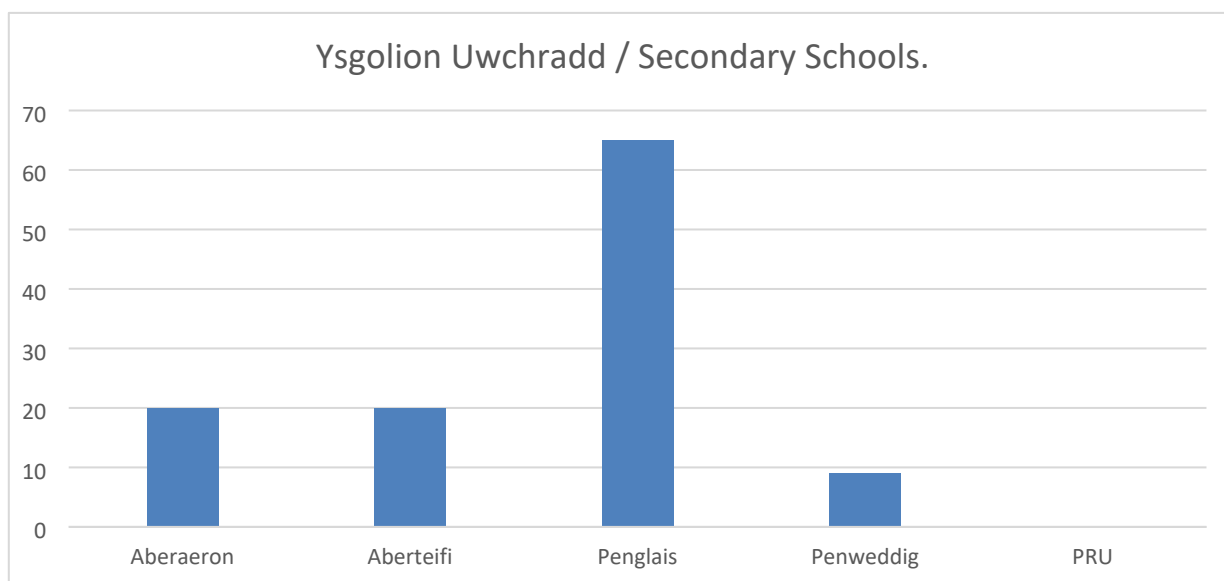
Plant mewn gofal o Siroedd eraill o oedran ysgol statudol / Looked after children from other Local Authorities of statutory school age

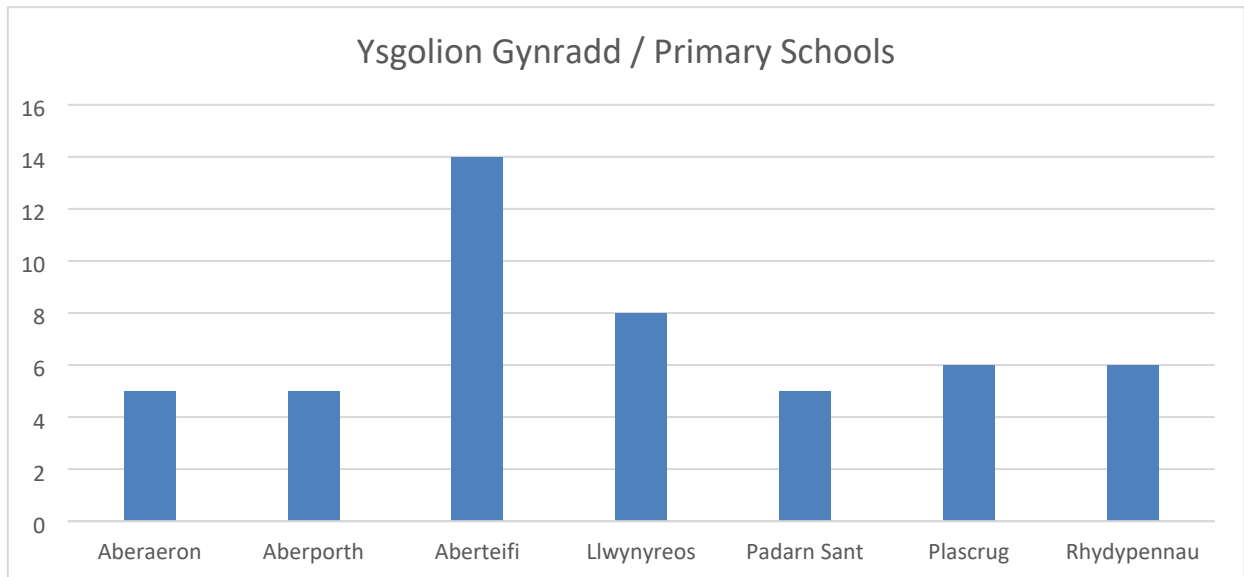
Gorffennaf / July: 27
Medi / September: 25

CYSWLLT YSGOLION / SCHOOL CONTACTS

Gweler isod, y rhifau a natur y cyswllt a dderbyniwyd o ysgolion / sefydliadau dysgu yn ystod chwarter 2.

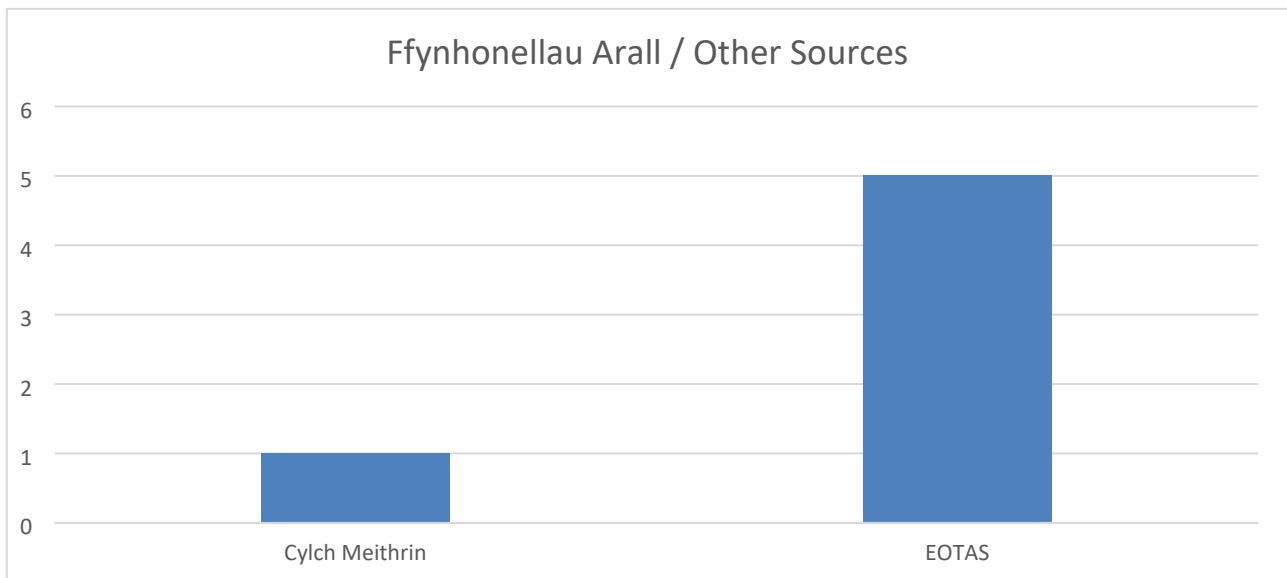
Please see below the number of contacts received from schools/learning establishments and their nature, during the period of quarter 2.

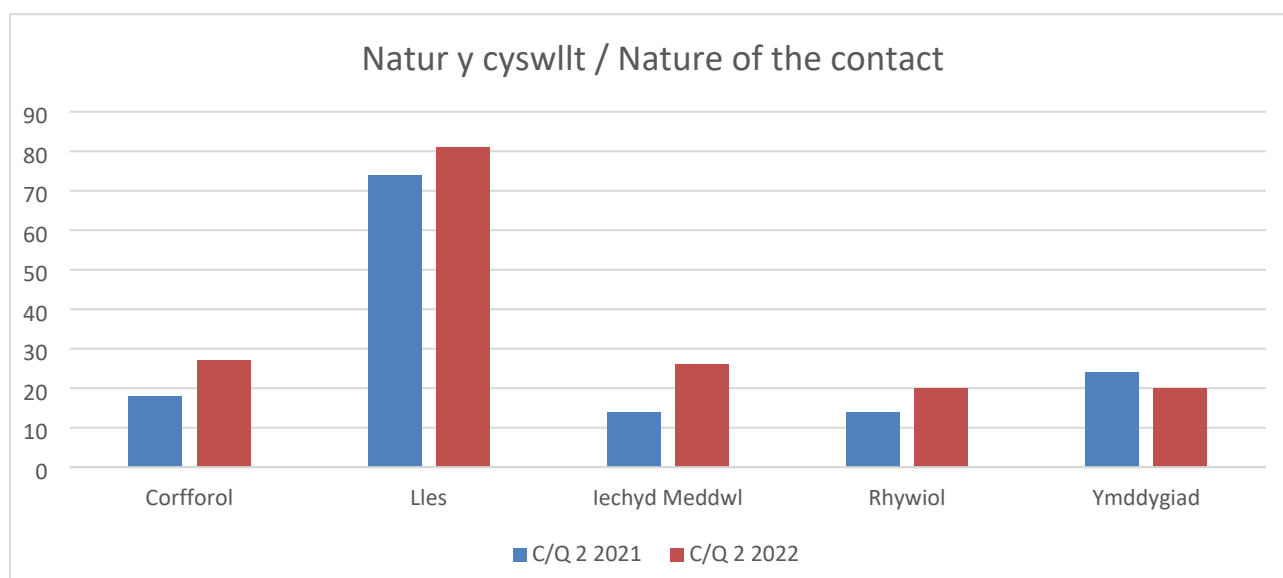




I nodi, fe wnaeth 20 o'r Ysgolion Cynradd gwneud cyswllt yn ystod chwarter 2. Oherwydd y rhif uchel hyn, nid oedd modd cynnwys pob Ysgol ar y dabl, felly wedi cynnwys yn yr uchod, y rhai wnaeth gysylltu pedair gwaith neu mwy drwy gydol y cyfnod.

To note, 20 Primary Schools made contact during quarter 2. Due to this large figure, it wasn't possible to capture all on one table. Therefore the above only highlights the Schools who made contact on four or more occasions during the period.





Oherwydd fod niferoedd fawr o rhesymau cyswllt, maen't wedi crynhoi mewn l'r grwpiau isod, er mwyn medru darllen yn fwy glir ar y siart. Yn yr adroddiad yma, dwi wedi ffocysu ar y prif pryderon, er mwyn medru ei cymharu efo'r chwarter un blwyddyn diwethaf.

Due to the large amount of reasons given for contact, some have been grouped together as noted below, in order for the information to be presented more clearly on the chart. In this particular report, I have highlighted the main concerns raised, in order to compare with quarter 1 from last year.

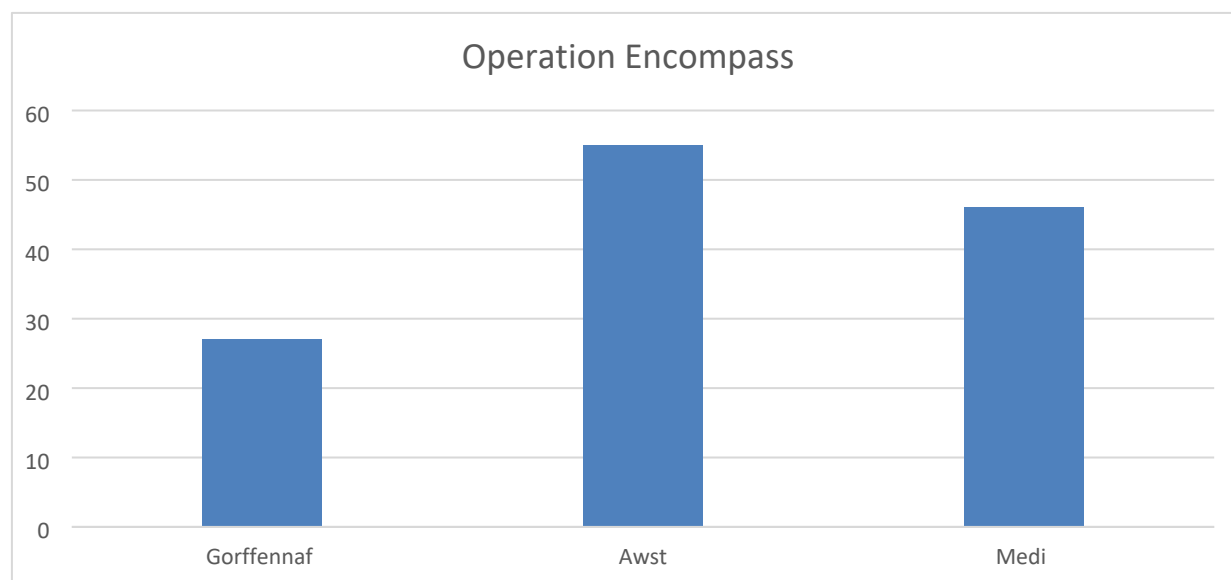
Lles / Wellbeing	Gan gynnwys plant ar goll, presenoldeb, tor perthynas, galar, gofalwyr ifanc, cyswllt cyfnod clo, materion cyswllt rhwng rhieni / Which also includes missings, attendance, relationship breakdown, young carers, contact difficulties during lockdown, contact issues between parents.
Rhywiol / Sexual	Gan gynnwys perthnasau amhriodol ag egsbloetio plant yn rhywiol / Which also includes inappropriate relationships and Child Sexual Exploitation.

I nodi, gafodd 39 o ddisgyblion ei gwahardd o ysgolion uwchradd Ceredigion yn ystod chwarter 2, a hynny o gyfanswm 82 diwrnod. (Y rhif yma yn amlwg yn gymharol llai na chwarter 1, ond y rheswm am hynny, oedd gwyliau haf). Y rhesymau sydd wedi cofnodi am y gwaharddiadau yma, fel y ganlyn; Difrod, Sylweddau, Ymddygiad Aflonyddgar, Ymosodiad Corfforol, Ymddygiad Rhywiol, Ymddygiad Bygythiol, ag arall.

Yn ogystal a hyn, fe dderbyniwyd 85 o gyfeiriadau ar gyfer cefnogaeth ataliol drwy Porth Cymorth Cynnar yn ystod y chwarter (nid yw'r ffigur yma yn cynnwys cyfeiriadau TAF).

To note, a total of 39 pupils were excluded from Ceredigion Secondary Schools during quarter 2, for a total of 82 days. (These figures naturally being less than those reported in quarter 1, due to the summer holidays falling within this period). The reasons noted for exclusions have been recorded as: Damage, Substances, Physical Assault, Persistent Disruptive Behaviour, Sexual Misconduct, Verbal Abuse / Threatening Behaviour.

In addition to this, Porth Cymorth Cynnar received 85 referrals for Support and Prevention during this time not including TAF referrals.



Mae'r ffigyrau uchod yn dangos gostyngiad mewn achosion camdrin domestig yn ystod mis Gorffennaf, I gymharu a Gorffennaf 2021, ble adroddwyd 33 achos. Ond er hyn, nodwyd cynnydd sylweddol yn nigwyddiadau mis Awst a Medi I gymharu a 2021. (Awst 21 = 22 achos / Medi 21 = 35 achos).

The above figures show a reduction in domestic incidences being reported in July, in comparison to July 2021, where 33 cases were recorded. Despite this, there appears to have been a significant increase in the number of incidences recorded in August and September, in comparison to 2021 (August 21 = 22 cases and September 21 = 35 cases).

SECTION 11: HEALTH



Hywel Dda University Health Board Safeguarding Report to the Local Operational Groups Qtr 2 2022/23

This report informs the Local Operational Groups of updates on safeguarding developments in Hywel Dda University Health Board during quarter 2 2022/23

Adult Safeguarding

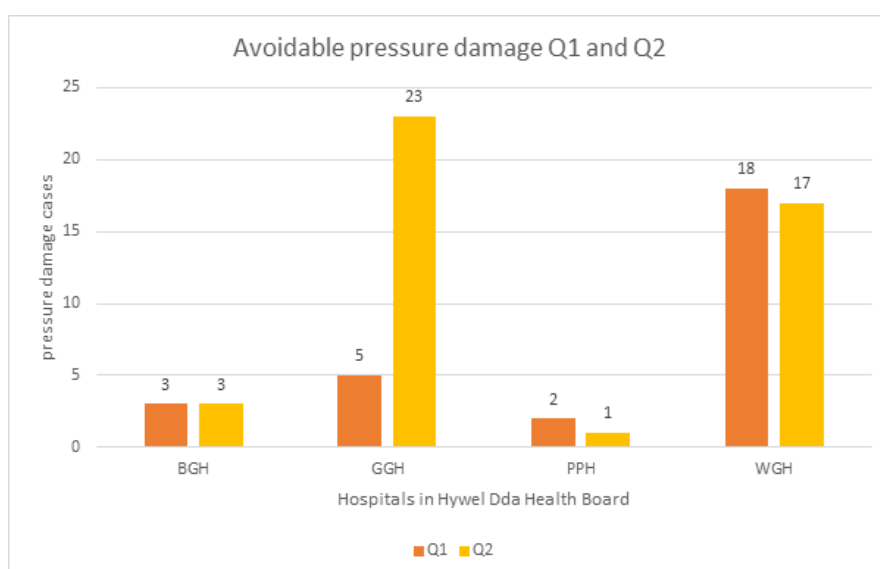
-Update

The pilot of the RLDatix Safeguarding Management Module continues to progress within the Health Board. Adult Safeguarding reports related to services are now accessible to the Health Board Leads, Deputies and Heads of Service in their respective areas. Training is currently being delivered by the Adult Safeguarding Practitioners to those who require access to enable them to have oversight of their reports and to be able to extract meaningful data.

In addition to internal safeguarding training, the team supported Aberystwyth University in delivering level two safeguarding training to second year mental health students. Bespoke training was also provided as part of a full day Dementia Awareness Day organised by the Health Board.

As part of internal arrangements in support of National Safeguarding Week, a bespoke lunch and learn session on Safeguarding and the Older Person will be undertaken.

- Quarter 2 2022/23 Acute Hospital Avoidable Pressure Damage Audit



There was a total number of 44 avoidable cases of pressure damage incidents across all four acute hospital sites in Qtr 2. 37 reported cases were grade 1 or 2, these grades would not have been reported to safeguarding prior to the SSWBWA; three were recorded as

Suspected Deep Tissue Injury (SDTI), a significant reduction from eleven in the previous quarter. It is not uncommon for pressure damage to be reported as SDTI, but within a few days, it becomes apparent that it is a grade 1 or 2. Incident reporting captures the pressure damage at its most significant grading. Three were reported as grade 3; there was no pressure damage reported as grade 4, and a single unstageable case.

It is of note that the numbers reflect when the scrutiny meetings took place, rather than when the pressure damage occurred; in this report 34 (77%) cases occurred in the preceding quarter. The lag in data capture is multifactorial, with reasons including; cases being deferred if further information or investigation is required, cases being carried over if meetings are re-scheduled; delays in submitting scrutiny meeting outcomes to the safeguarding team.

There is a notably higher number of cases in Glangwili compared to other sites, and to the last quarter. This is attributable to a number of outcomes from Qtr 1 being added to this report due to being received after the Qtr 1 report was prepared; otherwise the number of cases across sites remains similar to the previous quarter.

- Risks

The adult safeguarding service in the UHB has reported risks on the service risks register due to fragility of resource to sustain current demand on the service. This is caused by an increase in activity as a result of the pandemic and gaps in sustainable capacity in the corporate adult safeguarding team.

Looked After Children

We have 2 new LAC Nurses in post, one permanent to mitigate the risk with increased workload and a temporary position to cover a career break.

- Risks

We have added a new risk to the service risk register due to the cost pressure on the service budget to meet the needs of Unaccompanied Asylum Seeking Children placed under the National Transfer Scheme. With only 3 out of 26 children placed within the UHB geography, the service are incurring costs due to commissioning health assessments in the areas where the UASC has been placed.

Safeguarding Children

Child Safeguarding Report Form Activity

Activity within the Health Board, continues to be high with Qtr. 2 2022-2023 seeing 405 child safeguarding report forms submitted. Although this is a slight decrease from the 417 submitted in Qtr.1 2022-2023 it equates to a 9.75% increase on the figures for Qtr. 2 2021- 2022.

The three most prevalent Adverse Childhood Experiences (ACE's) identified within the MARF are parental separation, mental health and domestic abuse.

Update

Ruth Harrison, Lead Nurse Safeguarding Children will be retiring from her post on the 30th, December 2022. Interviews for the role will be held on the 7th, December 2022.

VAWDASV

There has been a rise in reports of domestic incidents received and daily discussions cases within all 3 counties Quarter 2 as compared with Quarter 1 this year. This includes a rise in health referrals to MARAC, particularly in Carmarthenshire. This is encouraging and may be related to practitioners increased awareness of VAWDASV, as training compliance for Ask and Act has also increased steadily. However, this does impact on capacity within a small resource.

We are identifying examples of good practice within health services identifying those at risk of VAWDASV, and facilitating opportunities for victims to receive support. These examples were recently highlighted in our Autumn Safeguarding newsletter.

The Lead Practitioner for VAWDASV completed an evaluation of the Ask and Act training to identify how effective Ask and Act training is in equipping practitioners to respond to VAWDASV, asking practitioners to provide examples of how they managed disclosures from patients within health settings. The responses identified participants had increased knowledge and understanding of how to address the wider safeguarding issues relating to VAWDASV, such as adult at risk referrals, and concerns relating to the safeguarding of children. Practitioners also indicated that they would like further training on domestic abuse affecting older persons and supporting male victims.

The IRIS pilot has commenced within Carmarthenshire Primary Care, with 9 GP practices receiving training since start of roll out, and referrals to the IRIS IDVA to provide support being received.

We are extremely pleased that the bid made to NHS Charities for funding of a Domestic Violence Advisor to work within one of the HDdUHB Emergency Departments has been successful. The criteria for funding required the post to be managed by a third sector organisation. This post is currently going through the HDdUHB procurement process, and once awarded, we aim to commence this role in January 2023 within Bronglais Hospital Emergency Department.

- Risks

We have risk on the service risk register for to the fragility of the resource in the UHB to manage DINs and MARAC meetings This is caused by an increase in activity as a result of the pandemic and gaps in sustainable capacity in the corporate safeguarding practitioner resource and safeguarding administration team to manage domestic incident notifications via the Criminal Justice System (CJSM) and share that information and flag UHB systems in high risk cases.

Once for Wales Management System

The national team are still seeking to resolve some outstanding issues which are impacting on commencement of the pilot. A programme work plan before the end of this year is expected to provide an expected timescale for a solution.

Mandy Nichols-Davies
Head of Safeguarding
1st December 2022

SECTION 12: S-CAMHS:

S-CAMHS Update Report for CYSUR

In line with the Welsh Government document “Admission Guidance”, HDUHB has in place a robust Admission Policy/Pathway outlining the process for admitting any young person into an Adult Mental Health Ward. The Guidance stipulates that the Health Board must have a designated Unit and within HDUHB this is Morlais Ward on the Glangwili Hospital campus.

A new Protocol has been approved to meet this statutory requirement which will ensure compliance against Welsh Government expectations.

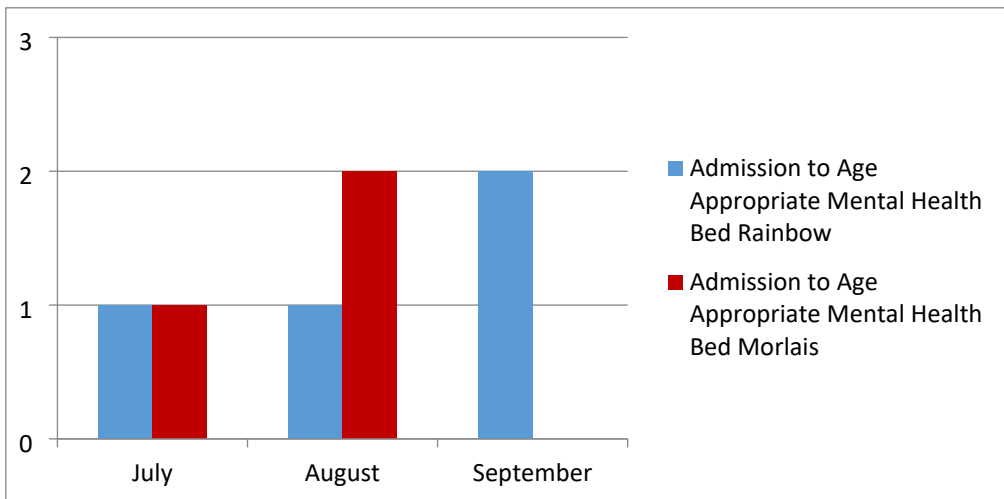
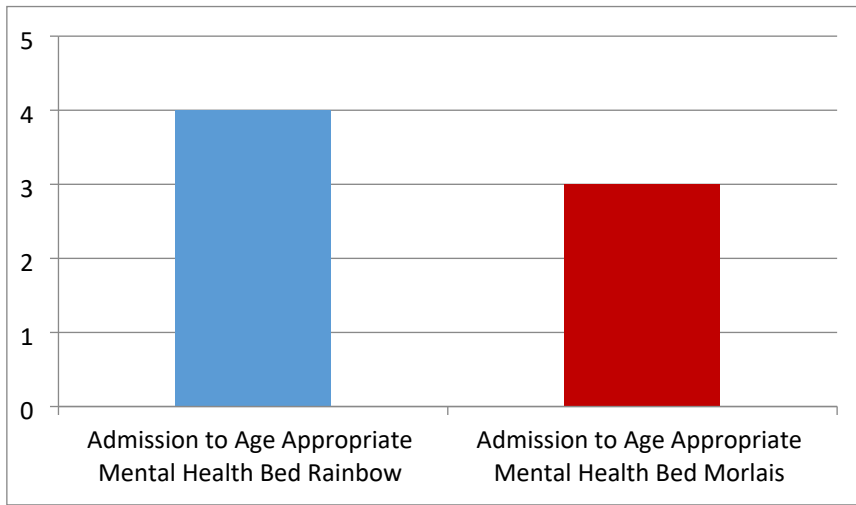
Admission to an adult mental health ward can be a frightening experience and every attempt is made to consider the least restrictive alternative for admission. In the majority of cases a young person is admitted to the designated unit on Cilgerran Ward supported by staff from the mental health unit.

In line with the guidance, the staff have received additional training in safeguarding young people and in addition the staff on Morlais ward have all undertaken the following:

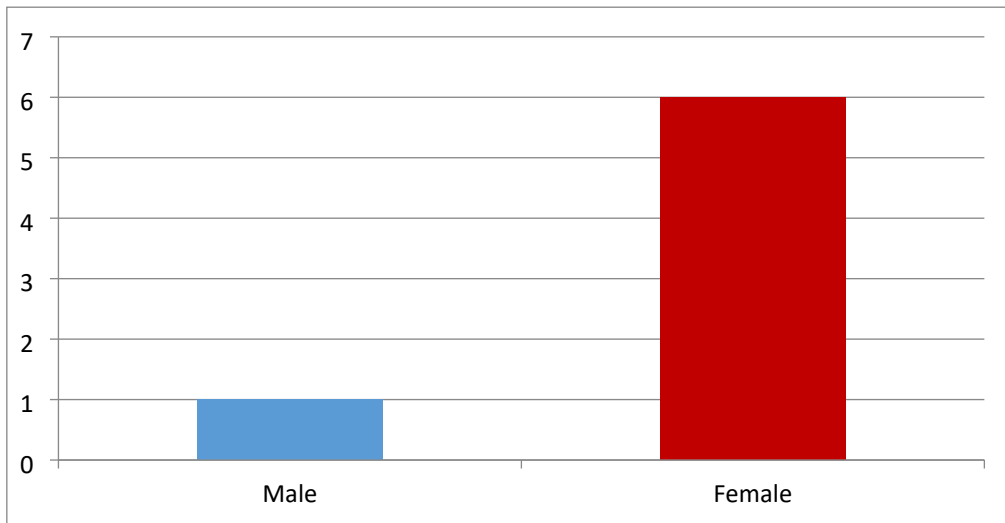
- Safeguarding Children Level 3 Training
- Have a valid Enhanced DBS in place
- Undertaken specific training on the emotional and mental health needs of children and young people
- Training on the Mental Health Act and Social Services and Wellbeing (Wales) Act 2014

All admissions to the mental health bed must be reported, initially internally as a DATIX, and followed by a Serious Untoward Incident report to the Delivery Unit in line with the Welsh Government’s Admission Guidance Document.

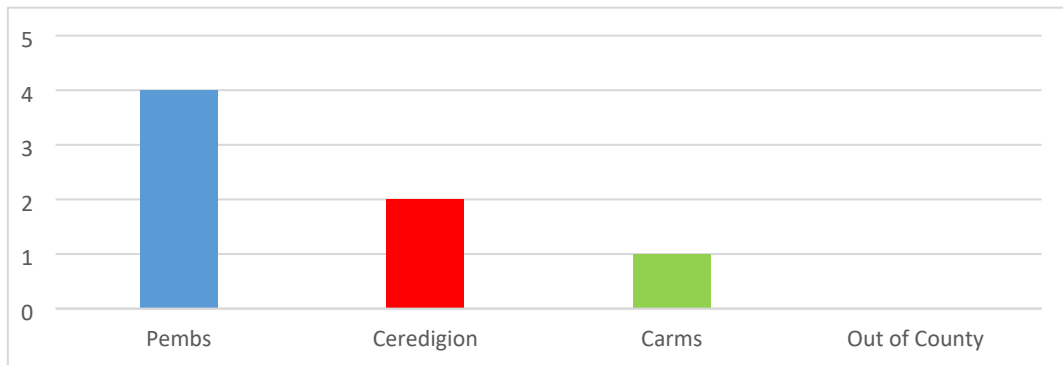
Q1 Admissions to the age appropriate bed on the Rainbow bed and Morlais Adult Mental Health Ward Glangwili Hospital site:



Q1 Admission to Age Appropriate Mental Health Bed Rainbow / Morlais Bed by gender:



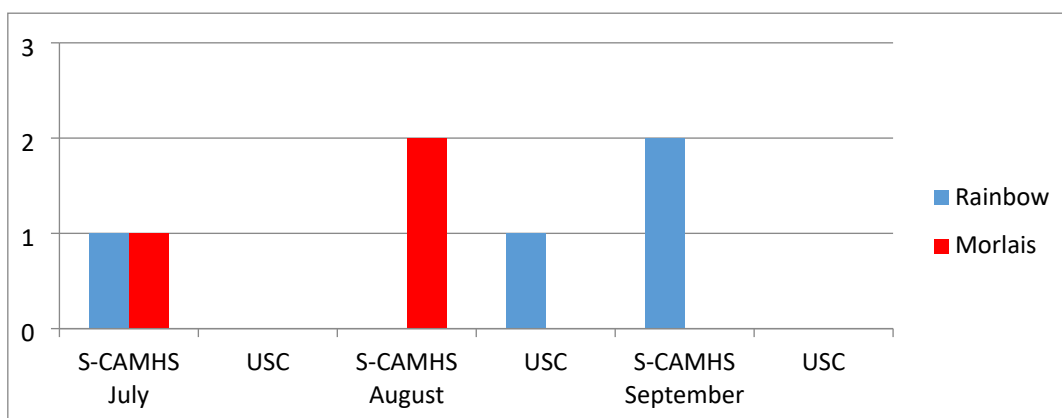
Q1 Admissions to Rainbow / Morlais Bed according to Locality:



Admissions to Paediatric Age Appropriate Bed (Rainbow Unit, Non reportable)

Specialist CAMHS records for Quarter 2 are outlined above with 7 Admissions in total, with 4 Admissions to the Paediatric bed and 3 Admissions to the Adult Mental Health Ward (Morlais).

Q1 Admissions to Rainbow / Morlais split by admitting team:



Mental Health Act Status

There was an unusually high level of MHA activity during this period.

5 x S136

1 x Section 5(2)

2 x Section 2

Admission Outcomes

	Discharged Home	Onward Admission	Remains on Ward
Rainbow	4	0	0
Morlais	2	1	0

Admissions relating to Self-Harm

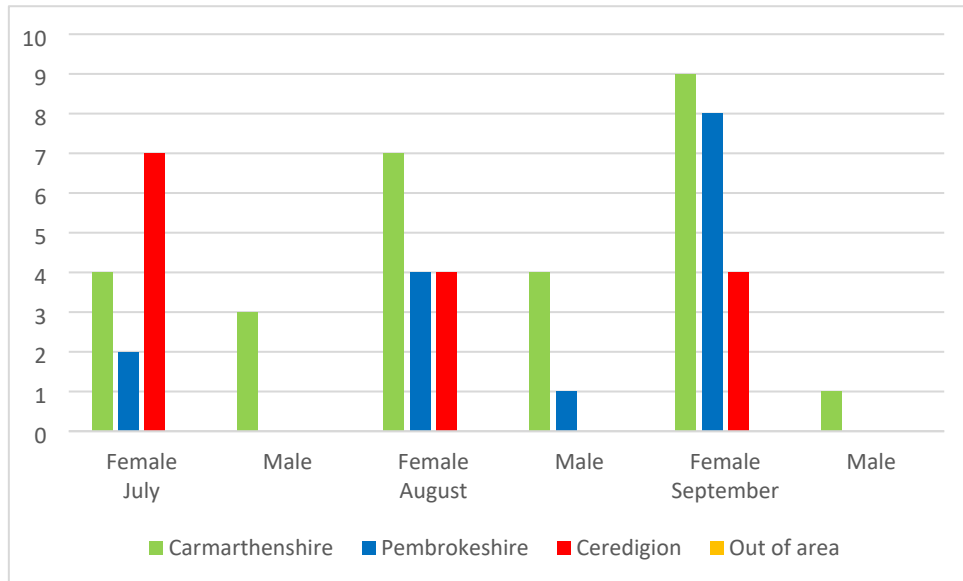
Within HDUHB there are robust systems in place for S-CAMHS to provide a mental health assessment, following referral from the Paediatric ward where any young person is admitted following an episode of self harm. The reason for admission is generally following an overdose but, on occasions, it can be following deliberate cutting or an attempted hanging.

All overdose/self harm admissions receive a follow up appointment within three working days to monitor risk and provide support. There is a robust Pathway in place along with Guidance for admission of all young people who present following self harm in order that a comprehensive mental health assessment and risk management plan can be agreed. Where appropriate, referral to the Safeguarding team and/or Social Services may be considered.

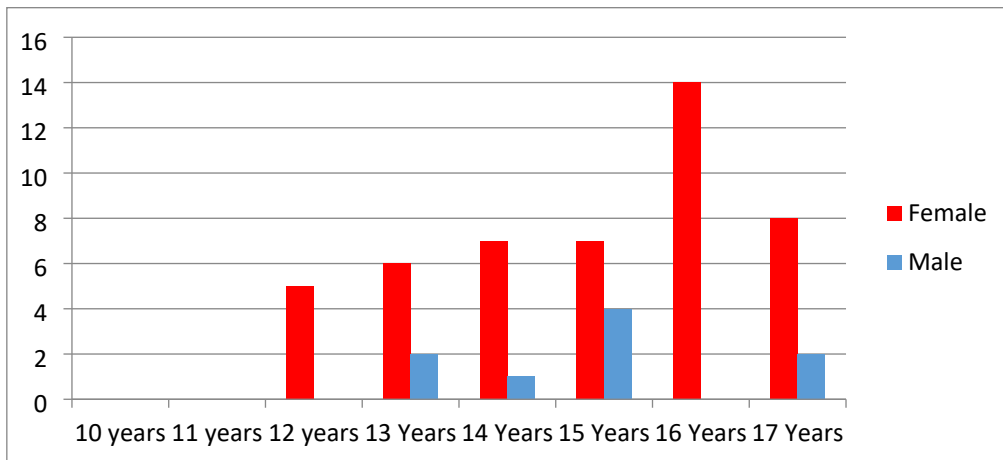
The following table details the numbers of admissions following Deliberate Self Harm (DSH) Quarter 2 2022/2023 for the 3 Local Authority Areas:

Performance Management Report 1/7/22 - 30/9/22

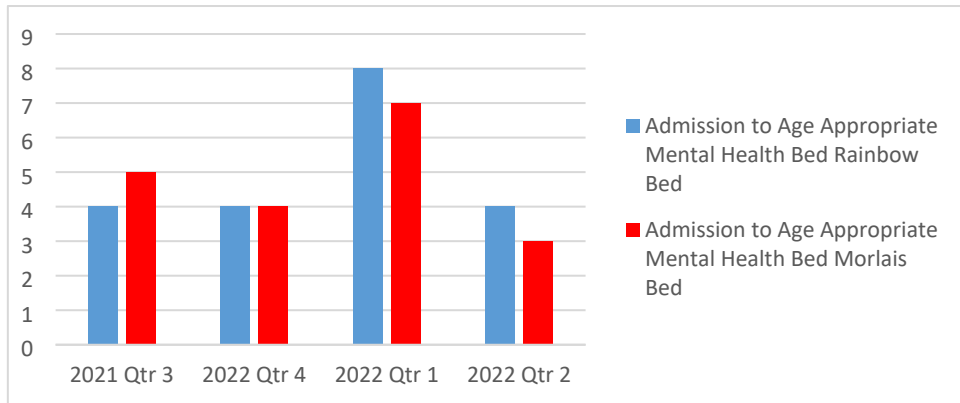
Q1 Self-harm / Overdose Admission Statistics split by gender and locality:



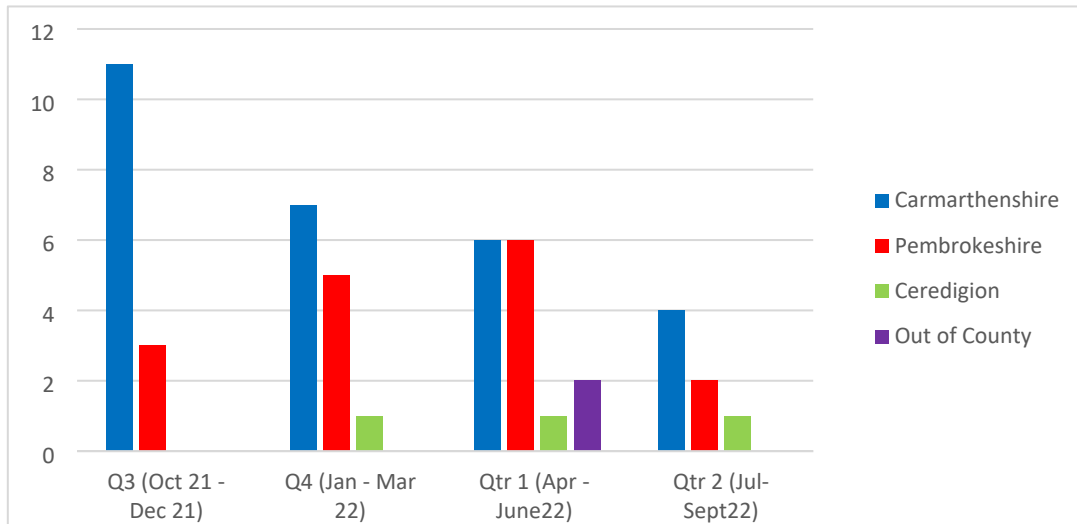
Q1 Self-harm / Overdose Admission Statistics split by gender and age profile:



Comparison Data (last 12 months) - Age Appropriate Bed

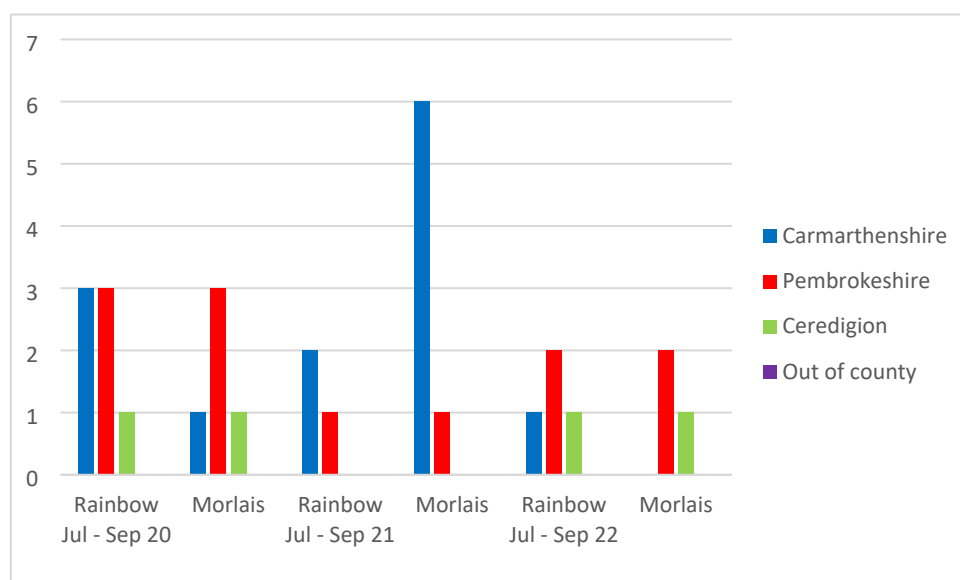


Admission Trend comparison by locality (last 12 months)



Annual Admission Comparison by locality

The following graph compares the numbers of admissions for Quarter 2 2022/2023 against the number of admissions for the same quarter of 2021/2022 and 2021/2020, further defined by locality.



Advocacy

In line with the Mental Health (Wales) Measure 2012, Health Boards are expected to ensure that access to Advocacy Services is in place, as per Part 4 of the Measure, for any individual admitted into hospital. All young people admitted to Morlais Ward are asked on admission if they would like access to an Independent Mental Health Advocate. The expected performance target is that 100% of clients are offered this and this information is recorded and reported via our Information Analyst.

On Cilgerran Ward, information is provided to young people on admission on the availability of access to the Advocacy Service. However, the above performance standard is not applicable therefore data is not routinely collated.

CEREDIGION
CWMPAS LOCAL OPERATIONAL GROUP

Performance Management Report – Safeguarding Adults

Quarter: 2

1/7/22 – 30/9/22

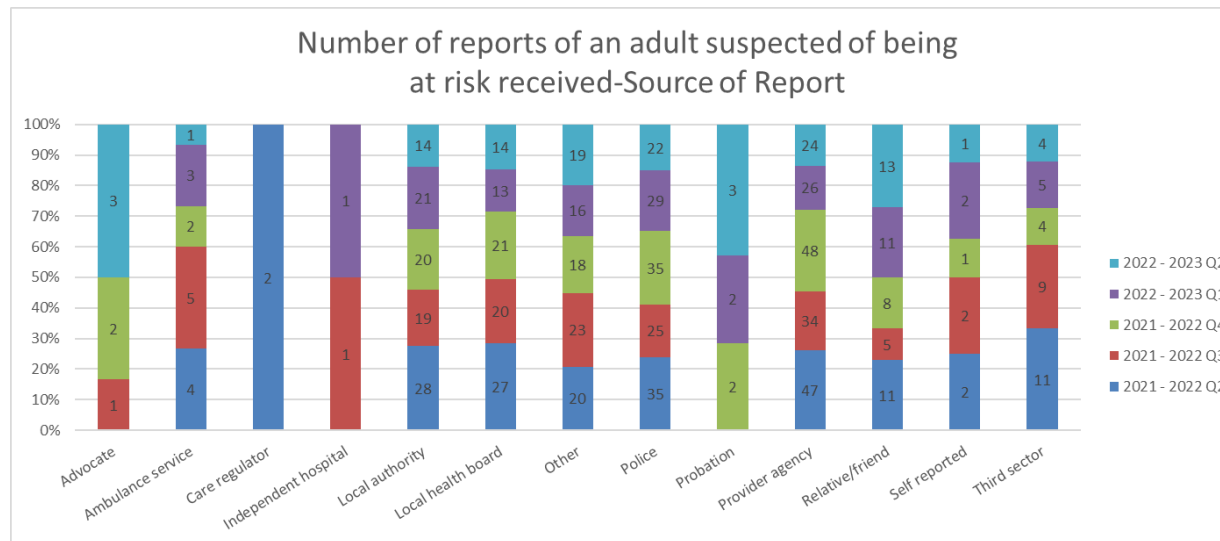
Quarter 2 Overview



In comparison to Q1 there is again a marked decrease in the number of Adults suspected of being at risk of abuse or neglect, There is a need to monitor this and undertake further information analysis to fully understand if this is a short- or long-term reduction or trend.

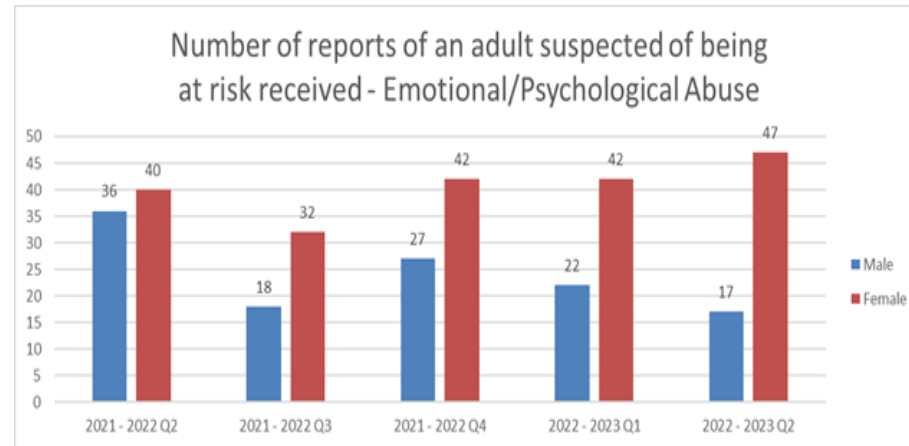
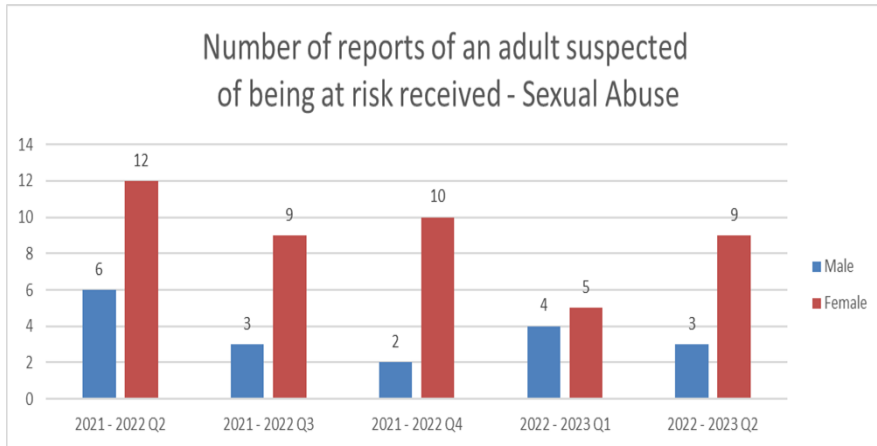
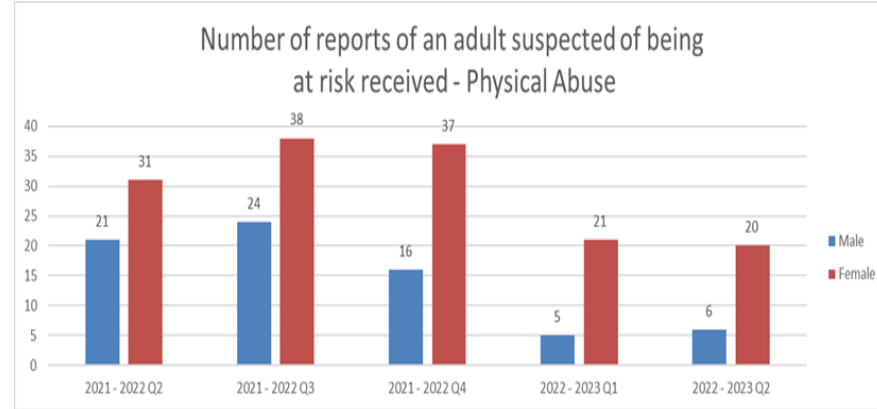
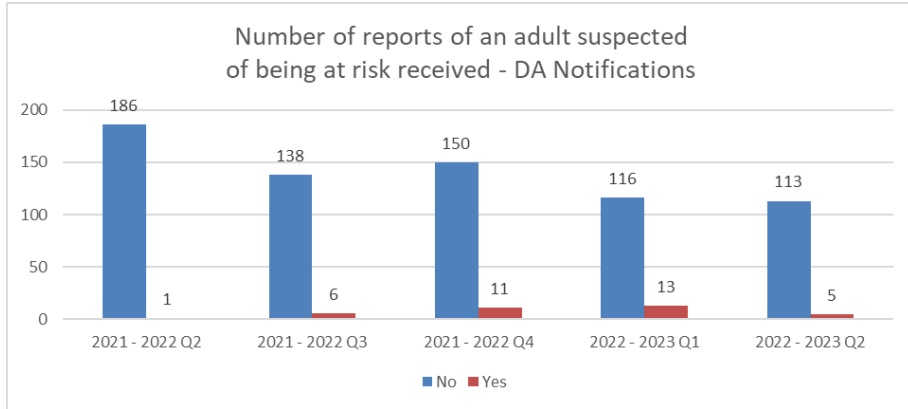
Reports - Month

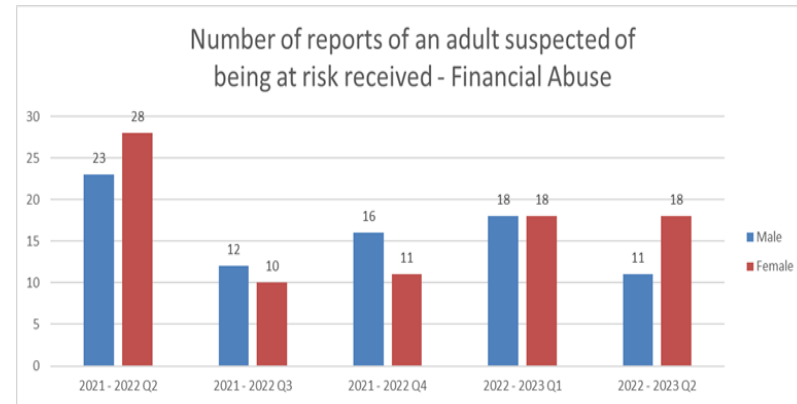
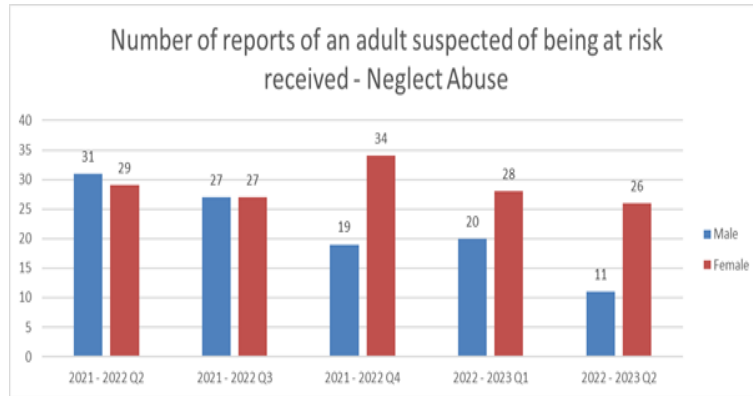
Row Labels	Count of Assessment ID
2021 - 2022 Q2	187
Jul	54
Aug	76
Sep	57
2021 - 2022 Q3	144
Oct	52
Nov	51
Dec	41
2021 - 2022 Q4	161
Jan	55
Feb	52
Mar	54
2022 - 2023 Q1	129
Apr	36
May	50
Jun	43
2022 - 2023 Q2	118
Jul	49
Aug	28
Sep	41
Grand Total	739



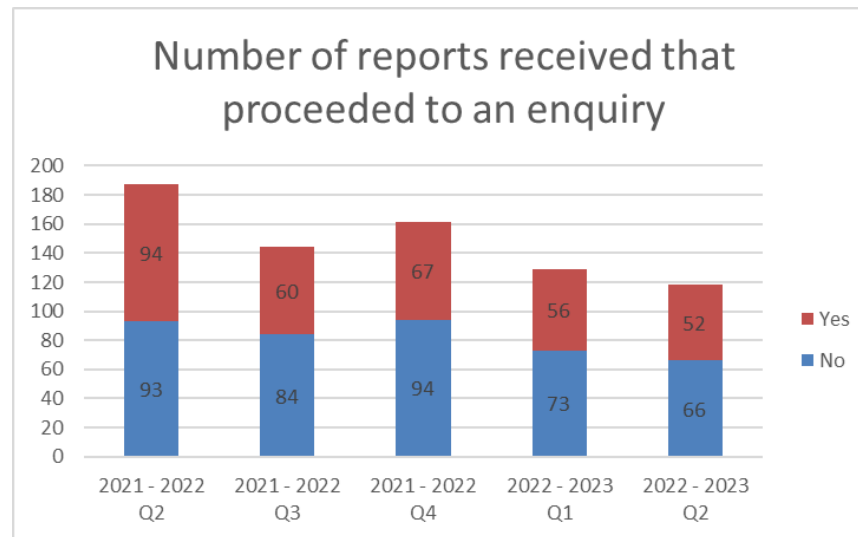
Count of Assessment Id	Column Labels					
Row Labels	2021 - 2022 Q2	2021 - 2022 Q3	2021 - 2022 Q4	2022 - 2023 Q1	2022 - 2023 Q2	Grand Total
Advocate		1		2		3
Ambulance service	4	5			3	15
Care regulator	2					2
Independent hospital		1			1	2
Local authority	28	19	20	21	14	102
Local health board	27	20	21	13	14	95
Other	20	23	18	16	19	96
Police	35	25	35	29	22	146
Probation			2	2	3	7
Provider agency	47	34	48	26	24	179
Relative/friend	11	5	8	11	13	48
Self reported	2	2	1	2	1	8
Third sector	11	9	4	5	4	33
Grand Total	187	144	161	129	118	739

This highlights **Provider agency** and **Police** are still our main referral source over all, however based on the recent reporting period they have both shown a reduction. Comparing the last quarter report shows a large decrease from the council and a slight increase in the number from our Health colleagues.





Emotional/Psychological abuse is again the main category of abuse that reported in this quarter.



There are still a high number of reports that come through that are deemed not to need to proceed through to an Enquiry and therefore are deemed to be inappropriate reports. There needs to be some more in depth work as to what the nature of the reports are and why they are being referred in to the team.